

# ANNUAL REPORT 2022–2023



91%

of our graduates are  
in **work or further  
study** 15 months  
after graduation.

Source: Graduate Outcome Survey 2020–21,  
published 2023



# VICE-CHANCELLOR'S AND CHAIR OF BOARD OF GOVERNORS' STATEMENT

This academic year we have celebrated 30 years since we officially achieved university status. Our 30th anniversary has encouraged us to reflect on how far we've come, and how much further we aim to go, as we start our journey towards the next thirty years.

Our Strategy 2030 continues to be our guiding light, our compass through the challenges ahead. It is an ambitious strategy that builds on our strengths and focuses on continuing to do what we do best – transforming futures through our learning and teaching, research and enterprise. As a university community, we are here to support future generations to achieve – giving people a platform for their futures and opening up new opportunities.

We are pushing the boundaries and leading the charge for better. Through our 'catalysts for change' focus we have opened up conversations about how everyone, whatever their role, can create the opportunities to lead positive change. We have successfully moved from four faculties to three colleges and we are working together across our university community to do things differently, more efficiently and more collaboratively.

Through collaboration we have achieved a successful outcome in the Ofsted inspection of our apprenticeship provision, delivered another successful major incident simulation exercise at our Glenside campus, as well as a truly outstanding celebration of students' work at our annual degree shows at Frenchay and our City campuses.

Like the rest of the country, our university community has of course also encountered numerous challenges this year, and there are undoubtedly further challenges ahead.

Universities across the sector are working hard to manage increasing costs at a time when our core income, from home tuition fees, continues to remain frozen. This is set against increased demands from our Trade Unions, recognising the impact on individuals of inflation and the cost-of-living crisis, and increased expectations on universities from students, the public and Government, as other areas of the public sector struggle to deliver the services our communities need.

We continue to seek new income generation approaches, be more productive and efficient in what we do, simplify our activities, focus and prioritise. At the same time, we will continue to invest in areas that will secure our long-term future. I know that we have in our people the ability, the passion and the talent to do it. The resilience, determination and focus of our people, gives us so much to be proud of. We are one Team UWE, confident as we look ahead and continue to transform futures for the better.



A handwritten signature in black ink, appearing to read 'Steve West'.

**Professor Sir  
Steve West**  
Vice-Chancellor



A handwritten signature in black ink, appearing to read 'Richard Bacon'.

**Richard Bacon**  
Chair of  
Board of Governors

# CONTENTS

Vice-Chancellor's and Chair of Board of Governors' statement	01
Strategic operation and financial review	04
Key financial ratios	08
Financial performance 2022–23	11
Corporate governance and internal control	22
Report of the Remuneration Committee	26
Modern Slavery and Human Trafficking Statement	28
Responsibilities of the Board of Governors	31
Independent Auditors' Report to the Board of Governors	32
Statement of Principal Accounting Policies	35
Consolidated and University Statement of Comprehensive Income	44
Consolidated and University Statement of Changes in Reserves	45
Consolidated and University Statement of Financial Position	46
Consolidated Statement of Cash Flows	47
Notes to the Financial Statements	48

4<sup>TH</sup>

UWE Bristol is  
**ranked 4th** amongst  
South West institutions.

Source: Guardian League Table 2024



# STRATEGIC OPERATION AND FINANCIAL REVIEW 2022–23

## Financial year to 31 July 2023

The 2022-23 financial year has clearly been very difficult in respect of the industrial action university communities are experiencing, alongside the industrial action in other sectors which are impacting on staff and students more generally. At UWE Bristol we take huge pride in what we do and how we do it. We care deeply about our students and their experience. And we care greatly about our staff and how we support each other to do the best we can to sustain and enhance our university further. Every day amazing work is done across our university and lives are transformed. However, we can all see the reality of rising inflation, increased energy and food costs and the increasing demands on household budgets. Working with our Students' Union, a number of measures were implemented during the year to help mitigate the costs of living for our students and staff.

Despite the challenges, our student recruitment remained robust and we assessed that the University finances were strong, with good cash reserves and liquidity. This gives us confidence in embarking on the delivery of our Strategy 2030, continuing to invest in our future.

On final analysis, good cost control together with strong student recruitment numbers has enabled the University to remain financially robust and delivered an operating surplus for the year of £4.0m (2022: £9.9m).

## Prospects

As a country we are facing several significant challenges, with the UK's debt base the highest we have ever experienced, standing at well over £2 trillion. We are seeing little movement in the country being able to manage this down. We are all experiencing the difficult impact this is having on our schools, health and care systems, transport infrastructure and local authorities. The general levels of concern and discontent are rising, and we are all experiencing this in our everyday lives. We are one university community – working together to transform futures. We must live and demonstrate our values throughout.

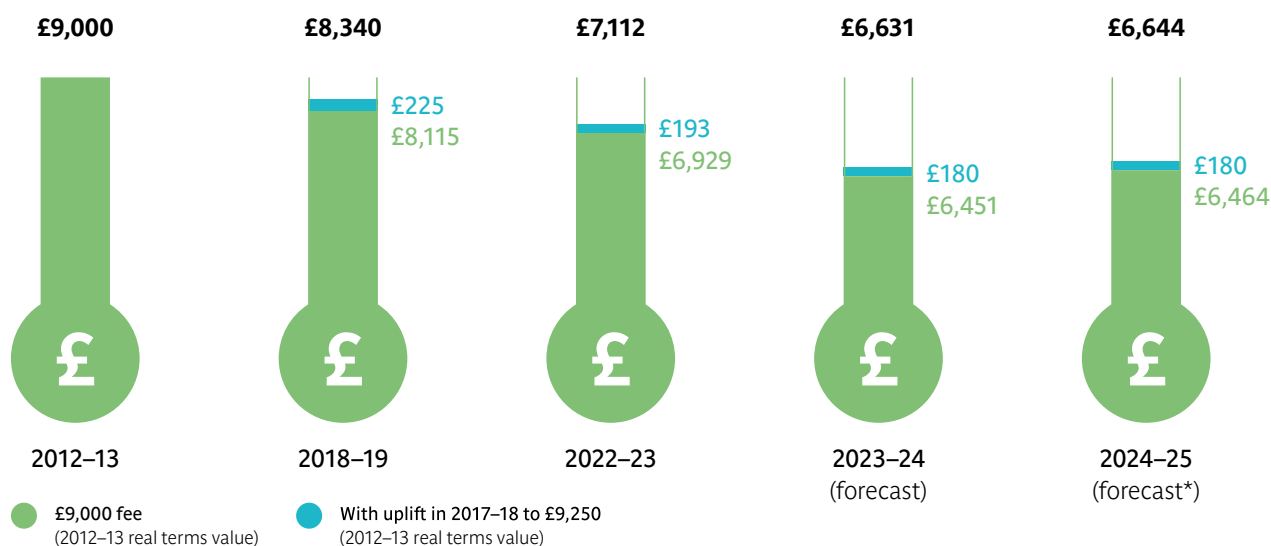
During the year, our focus continues to be on supporting academic endeavours and professional services delivery across the University's normal academic cycle, including the running of exam boards and resits, recruitment and retention activities and planning for the start of the next academic year. In light of our experiences and what we have learnt during the pandemic, we are adjusting our learning strategy and academic calendar as appropriate. We are, and will continue to be a campus-based university with an emphasis on applied practice led learning and teaching, underpinned by high quality research and scholarship. Our offer to students needs to continue to reflect this, with thoughtful provision that draws on our physical and digital environments to support our students to prepare for, participate in and practice their learning.



20,018

As part of efforts to help students onto the career ladder, UWE Bristol's careers systems host 20,018 employer partners within 8,528 companies.

## Home tuition fees in real terms:



Notes: Estimate based on CPI increases allowed from September 2022 compared to the 2012-13 fee in real terms.

\*The OBR forecasts CPI inflation to fall to -0.2 in Q3 of 2024. This would result in a slight rise in the real value of the tuition fees year-on-year.

Sources: OBR, UCAS and UCEA

The higher education sector and the University are facing serious challenges. We are managing a sustained real terms income reduction alongside rising pay, pension, energy, food, software, hardware and building costs. The sector has seen numerous universities declare a deficit budget over the last two years and there will be more this year. This has serious implications for universities.

The Government and the Opposition have both indicated that given the financial challenges the country is facing, there is no further funding for universities and no possibility of increasing student home fees, our main source of income, before 2027/28. Universities will have to continue to operate based on the existing income streams available and manage the increasing costs.

UWE Bristol is in a strong position, but our financial planning had shown that for the 2023-24 financial year we would face a £16m shortfall – putting us firmly into a deficit position and therefore creating a number of additional challenges. If left unchecked, this deficit will increase to around £35m by 2025-26. Therefore, we have taken significant action to address this and created a balanced budget which was approved by the Board of Governors in July 2023. This budget will then require us to deliver on our student recruitment, continuation and retention targets, and to control our discretionary spend. It will also require us to manage significant risks and uncertainties in the year ahead, related to increased employer contributions to pensions in excess of 5%.

We will be true to the transforming futures focus of our Strategy 2030: powering the future workforce, supporting local economic prosperity, shaping the health and sustainability of our communities, and creating solutions

to global challenges. We will continue in our efficiency and savings drive and only fund investments which are in line with our strategic plan and supported by detailed planning.

The University's Pensions and Financial Sustainability Sub-Committee maintains a continuous review and assessment of financial models, strategies and tactics in ensuring the long-term financial viability of the University. As well as a potential new fee regime, we also modelled other scenarios that would negatively impact income. We are ensuring that any decisions that we make going forward will not curtail our options in the future. We are also working to increase the University's financial agility by considering diversification of our income base to degree apprenticeships, commercial properties and other activities.

We have been working on a number of initiatives to strengthen the University's financial base, both to deal with existing pressures and to put the University into the best possible position to manage the challenging financial environment. These have included:

- A fundamental restructuring of the way in which support services and processes are delivered across the University and continuously seeking further improvement and efficiency.
- Strategic programmes put in place to deliver the ambitions set out in the University Strategic Plan and associated key performance targets, including enhancing the student experience and learning environment.
- A review and challenge of the portfolio of our academic programmes.

We will need to maintain a culture of efficiency gains going forward and ensure benefit realisation from the introduction of major operating systems, such as the Student Information System. Our core set of values - ambitious, inclusive, innovative, collaborative and enterprising – are embedded throughout Strategy 2030. These values are key to our success as an organisation, to our success as individuals, and for our students in their future lives.

## Financial viability, sustainability and going concern

Our long-term objective is to ensure we maintain our financial sustainability in delivering operational needs. We plan to invest in our people and refresh, renew and enhance our capital infrastructure. We will endeavour to uphold our financial independence, particularly in the extent of our borrowings.

The biggest strategic risks to the University's longer-term financial wellbeing are student recruitment and retention numbers, and the regulated UK tuition fees level. We are closely monitoring the impact on recruitment numbers both domestically and overseas.

Our continuation in expanding our international recruitment activities in South Asia have increased our international applications for the coming year, curtailed only by the accommodation shortages in the Bristol region. With our continuing successes in the recruitment of UK students, coupled with the effective financial management of our cost base, our finances remain robust and will continue to be so.

We have a strong cash reserve, representing just over 7 months (2022: over 7 months) of liquidity, and held as cash deposits or UK Government treasury bills are not susceptible to the turmoil in the financial markets. We continue to generate significant cash from operations, just over £205m over the last 3 years.

We performed well against our financial targets. Our five-year forecasts to 2026–27 show that we will continue to deliver our financial targets of achieving EBITDA (Earnings Before Interest, Taxation, Depreciation and Amortisation) of not less than 10% p.a. and generating operating cash more than £30m annually.

External key performance parameters confirmed our achievements:

- ranked 4th amongst South West institutions in the Guardian League Table 2024.
- 91% of our graduates are in work or further study 15 months after graduation. Graduate Outcome Survey 2020–21, published 2023.
- 84% of our research is reported as world leading or internationally excellent for its impact on the wider economy and society. Research Excellence Framework (REF) 2021.

We are confident that the University will go from strength to strength, and are assured of its financial viability, sustainability and going concern.

## Financial strategy

Our financial strategy supports the University to reach its potential and ambition, in spite of challenges that may be presented to the higher education sector, nationally or indeed globally. Our financial priorities, in support of the long-term viability and sustainability of the University, are to:

- Continue to maintain and build on successful financial management in an increasingly changeable higher education landscape and economic environment. To do this, we will generate the cash required to support our strategic investment programmes in both our academic enterprises and in the enhancement of our human and capital infrastructure. We will control costs, making strategic decisions on activities that are either not financially sustainable or are not in alignment with the University's Strategic Plan.
- Ensure financial sustainability of the University by borrowing for investment at a level that will not put the University at risk. We will maintain a sustainable recurrent investment in the academic, corporate and support operations and dispose of properties that are surplus to requirement. We will control costs by establishing and funding agreed staffing levels throughout the University, with regular critical review, and invest in creating adaptive capacity.
- Enable the financial management of the University by continuing our ongoing programme of process reviews, investment in information systems and business processes, and improving efficiencies, all of which contribute to the enhancement of our student and staff experiences.

In short, our financial strategy is to maintain an operating surplus that generates sufficient operating cash flow. This, together with commercial income from excess properties, donations and the astute use of borrowing facilities to finance our strategic programmes, will enable the long-term sustainability of the University and the potential to fulfil our Strategy 2030.

### William Liew

Chief Financial Officer





# KEY FINANCIAL RATIOS

The University has identified a number of key financial ratios which it monitors as part of its financial strategy. Performance over the last 3 years is shown below.

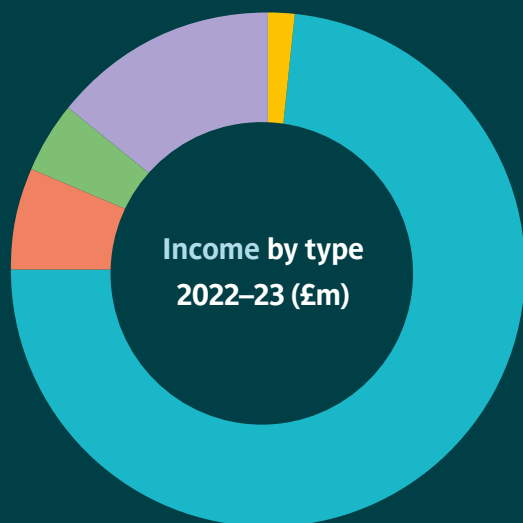
<b>Key financial ratios – as a % of income</b>	2022–23	2021–22	2020–21
EBITDA (Earnings before Interest, Taxes, Depreciation and Amortisation)	10.7%	15.9%	20.1%
Cash flow generation (net of financing activities)	14.7%	18.9%	23.5%
Staff costs	54.9%	55.1%	56.1%
<b>Key financial values (£m)</b>			
Total income	383.5	377.6	333.8
Total expenditure	379.0	368.7	312.9
Surplus for the Year	4.0	9.9	21.1
<b>Cash flow generated from operations</b>	<b>56.2</b>	<b>71.2</b>	<b>78.4</b>
<b>Borrowings, cash and net assets at year end</b>			
Gross debt	80.6	87.4	94.2
Cash, deposits and short term investments	202.8	210.9	169.3
Net cash	122.2	123.5	75.1
<b>Net assets at year end</b>	<b>679.7</b>	<b>591.4</b>	<b>420.7</b>

40,000

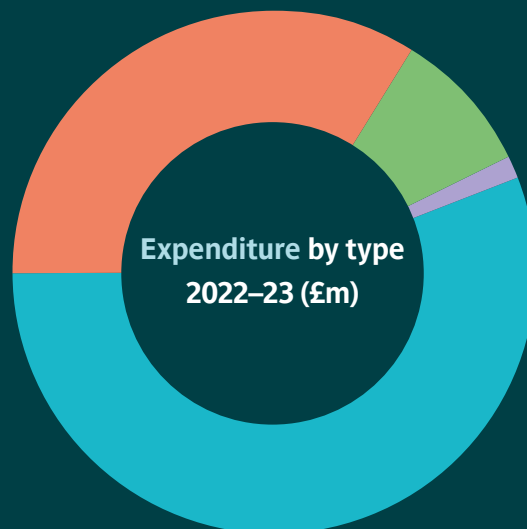
UWE Bristol currently has a total of 40,000 students from over 165 countries.



## Financial statistics: income and expenditure in 2022–23

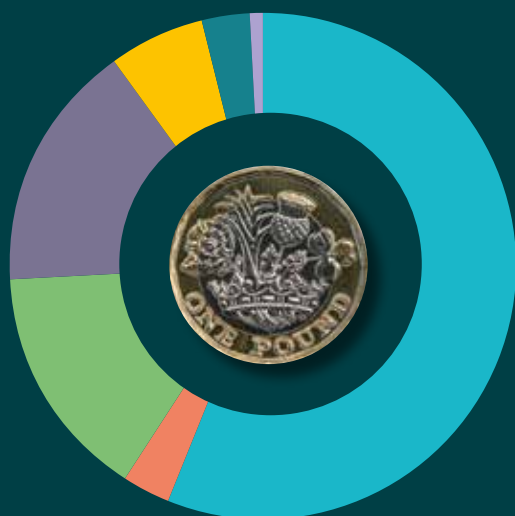


£281.0m	Tuition fees and education contracts
£25.5m	Funding body grants
£16.7m	Research grants and contracts
£53.9m	Other income
£6.4m	Investment income



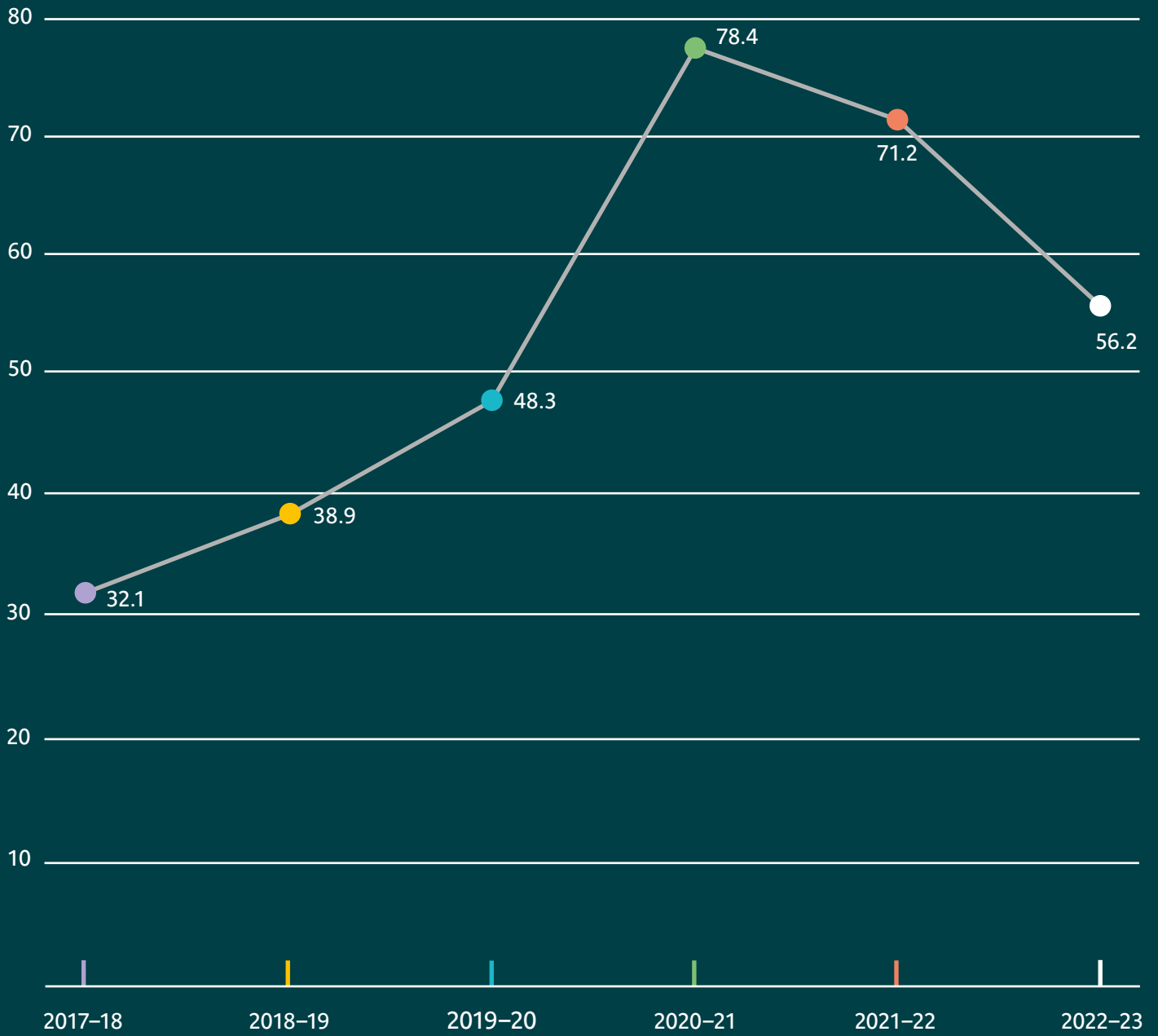
£210.9m	Staff costs
£129.2m	Other operating expenses
£33.7m	Depreciation
£5.2m	Interest and other finance costs

## Financial statistics: What we spent our money on in 2022–23



56p	Academic and student experience
3p	Research grants and contracts
15p	Administration and central services
16p	Premises
6p	Residences and catering
3p	Other income generating activities
1p	For investments in our future

### Cash generated from operations (£m)



# FINANCIAL PERFORMANCE 2022–23

The University has had a good year with solid performance in UK undergraduate student recruitment, enhancement of our academic partnerships in the UK and across the globe, investing in our student experience, academic endeavours and capital infrastructure, including people, systems and estate. Despite the freezing of UK tuition fees, high inflationary pressure and rising staff costs, financial performance during the year was positive, with a surplus for the year of £4.0m (2022: £9.9m) before actuarial gains in respect of pension schemes.

Total income for the year was £383.5m (2022: £377.6m) – a £5.9m increase 1.6%; mainly due to an increase of £5.2m (7.4%) from international tuition fees as a result of successes in recruiting additional international postgraduates.

Total expenditure was £379.0m (2022: £368.7m) – a £10.3m (2.8%) increase due mainly to increasing payroll costs and inflationary pressure on energy and software licences costs.

## Capital investment

During the year we embarked on the delivery of our Place Strategy 2030, with development of student accommodation projects, including the construction of a 900 bed student residence based on Passivhaus principles, planning for the relocation of our healthcare programmes from Glenside Campus to the Frenchay Campus, and the continuation of developing our digital campus.

Total capital investment in the year amounted to £67.5m (2022: £22.6m).

## Cashflow and treasury management

Cashflow generated from operations for the year was £56.2m (2022: £71.2m). After cash outflows in respect of capital expenditure of £67.5m and debt servicing £8.3m, as well as other items, net cash inflow for the year was £64.5m (2022: inflow of £35.9m). The University currently holds substantial cash and bank deposits; at the year end, the University had cash/money market and financial instrument balances totalling £202.8m (2022: £210.9m). As well as day-to-day operational working capital, much of the cash are earmarked for investment into our people and estate infrastructure under Strategy 2030.

Our treasury strategy is determined in the context of expected future revenue and capital plans and the need to ensure that sufficient funds are available to meet commitments on a day-to-day basis.

We adopt a prudent approach to investing surplus funds. To manage risk, cash deposits are spread amongst UK treasury gilts and a range of counterparties. To protect capital sums invested, we make full use of reports compiled by leading Credit Rating Agencies and only consider financial institutions with at least short-term ratings of A1 (Standard & Poors) and F1 (Fitch IBCA). Deposits are placed to mature over a range of maturity periods to ensure adequate liquidity. Our counterparty policy is monitored closely to achieve an appropriate balance of counterparty risk and diversification. Due to its ambitious and imminent capital expenditure plans, the University has restricted its short-term deposits to no longer than one year.

The University has two loan facilities. Taking advantage of the low interest economic environment prevailing in 2017, a decision was taken to fix both loans' interest rates at an all-in rate of 1.677% and 1.807% respectively. The total amount of outstanding loans as at 31 July was £80.6m (2022: £87.4m). These are fully repayable by September 2036 and March 2034.

57<sup>TH</sup>

UWE Bristol is ranked  
**57th globally** on the  
list of Universities  
committed to  
climate change.

Source: Times Higher Education  
Impact Rankings 2023



## Student Numbers

The total number of student enrolments (based on a head count) during the 2022–23 academic year was in excess of 49,000 of which approximately 80% are full-time students and 20% are part-time students. Included in the headcount are 9,000+ transnational students who are students studying overseas under partnership arrangements. This count also includes continuing professional development (CPD) students, apprenticeship students, postgraduate research students and those studying at UK partner colleges and other institutions.

Student numbers represented as full-time equivalent for the last 3 years are as below.

<b>Undergraduate</b>	2022–23*	2021–22	2020–21
Home	20,915	20,190	19,665
International	3,415	3,520	3,225
Trans National Education	8,815	8,095	7,690
<b>Total Undergraduate</b>	<b>33,145</b>	<b>31,805</b>	<b>30,580</b>
<b>Postgraduate</b>			
Home	2,830	3,070	2,710
International	2,800	3,045	1,580
Trans National Education	650	910	855
<b>Total Postgraduate</b>	<b>6,280</b>	<b>7,025</b>	<b>5,145</b>
<b>Total student numbers</b>	<b>39,425</b>	<b>38,830</b>	<b>35,725</b>

\* Final Higher Education Statistics Agency figures not yet confirmed at time of print.



## Pensions

Pensions for the majority of the University's staff are currently provided either through the Teacher's Pension Scheme (TPS) or the Avon Pension Fund (APF). The ongoing costs and risks associated with both pension schemes are a very important element of the future financial sustainability of the University. A small number of staff are members of the Universities Superannuation Scheme (USS).

In addition, as a safety net of retirement savings and life assurance, the University has implemented a money purchase scheme, UWE Retirement and Savings Plan (UWERSP), for staff who have opted out of the University's main retirement benefits provisions. The University contributes 9% of pensionable salary for free into a retirement savings account, members do not have to pay anything. Should the members choose to contribute, the University will increase its contribution.

### Teacher Pension Scheme

The TPS is a non-funded occupational scheme backed by the Exchequer. It is a national multi-employer scheme providing pensions for the UK education sector and is restricted to our academic and research staff. The ongoing service costs are financed by contributions from the University and its staff. The University accounts for the scheme as if it were a defined contribution scheme.

### Avon Pension Fund

The APF is a Local Government Pension Scheme (LGPS) and is a funded defined benefit scheme, with assets held in separate trustee administered funds.

On an FRS 102 basis, at 31 July the University's share of the scheme was assets of £349.8m (2022: £361.7m) and liabilities of £384.4m (2022: £467.7m) giving a deficit of £34.6m (2022: £110.5m). A summary of the increase in the FRS 102 deficit since July 2022 for Avon Pension Fund shows:

	£m
<b>July 2022 deficit</b>	<b>110.5</b>
Actuarial gain – increasing inflation rate offset by investment returns in excess of as expected	<b>(84.3)</b>
Shortfall of actual contributions to current services costs	<b>4.8</b>
Other net finance changes	<b>3.6</b>
<b>July 2023 deficit</b>	<b>34.6</b>

The results of the valuation on the FRS 102 basis contrast remarkably to the latest actuarial valuation as at 31 March 2022. On a Trustee's funding basis, APF is 97% funded with a deficit of £198.0m, of which, £26.0m is attributable to the University. To deal with the funding deficit the University agreed to continue the deficit recovery plan, which was set up in 2010 with a recovery period of 23 years, adjusted to a deficit related contributions of £2.1m per annum index-linked. APF has confirmed that the recovery plan is ahead of schedule due primarily to market returns above expectation.

### Public benefit statement

The principal objectives of the University, in accordance with Section 124 of the Education Reform Act 1988, are concerned with the provision of higher education and the conduct of research. Supporting this, the University also undertakes other activities including knowledge exchange, consultancy and the provision of accommodation, catering and conference services.

As UWE Bristol is an exempt charity under the terms of the Charities Act 2011, the trustees of the charity are the members of the Board of Governors. The OfS is the principal regulator of English higher education institutions covered by the Act.

In setting and reviewing the University's strategy and activities, the Board of Governors takes into consideration the Charity Commission's guidance on the reporting of public benefit and the supplementary public benefit guidance on the advancement of education.

The Board of Governors has due regard to any impact that may arise from the University's activities, in particular the impact of its campus developments on its immediate locality, working closely with South Gloucestershire and Bristol City Councils and undertaking extensive community discussion and consultation.

The University does not currently accrue private benefit from its activities undertaken in pursuance of its purposes. However, it is alert to the possibility of commercialising proprietary technology or intellectual property that may arise as part of its activities, as a means of increasing investment in pursuance of the primary objectives.

The Board of Governors recognises that students, both undergraduate and postgraduate, are the principal beneficiaries of the provision of higher education. Through our students, Research and Knowledge Exchange and community engagement activities, wider society also benefits. The annual report and financial statements provide extensive information on the public benefit of the University's activities as described above. Of particular relevance to public benefit is our commitment to widening participation, engagement with the community and wider public and our contributions to environmental sustainability and a healthy society.





## Sustainability

The University is proud to be investing in the estate with a focus on quality, with no compromise to low carbon living and studying spaces, leading the way in balancing campus developments with sustainable solutions.

We continue to embed education for sustainable development (ESD) in taught provision to help students to understand the sustainability challenge facing society and to prepare them to contribute to the green and low-carbon economy.

### Reducing greenhouse gas emissions and the journey to net zero

Our challenge for net zero carbon emissions by 2030 is embedded in all developments on the estate. Our new build 900-bed student accommodation has been built to the highest sustainability criteria, the Passivhaus standard, and refurbishment has carbon reduction embedded into each decision. This ensures the buildings can become as efficient as possible, reducing future energy requirements. We are working at the leading edge of understanding the impacts of embodied carbon in these projects, working with design teams and contractors to calculate embodied carbon, and consider alternatives to continually reduce the impact of our works on our estate.

We have successfully been awarded £2.6m Salix funding to help extend the Frenchay Campus heat network over the coming year, which will prepare the site for transitioning away from individual gas boilers to a low carbon heat source.

We have clear, transparent carbon reporting in place, aligned with the Greenhouse Gas Protocol, and the sector Standardised Carbon Emissions Reporting Framework.

We have more visibility and detail on our utility use than ever before and are identifying changes in consumption patterns quickly to reduce consumption, saving waste, money and reducing carbon emissions.

### Sustainable place building

The estate continues to offer an outstanding setting for living, teaching and working with the Building with Nature standard offering an excellent framework for informing campus development.

The disused walled garden next to Frenchay farmhouse has been transformed into a tranquil restoration garden, offering a high-quality environment for students and staff to relax and unwind.

Ongoing efforts to bring nature into the heart of our campuses to support pollinators and raise awareness were recognised by WECA's (West of England Combined Authority) Bee Bold Awards – where the UWE Grounds team were judged as a 'Space for Nature' winner.

Plans to regenerate the older portion of the Frenchay estate are in motion, promising to deliver a thriving and climate resilient built environment for many decades to come.

F Block's cladding works were finalised with an outstanding reimagining of the One Zone patio, complete with its 25-metre-long green wall.

### Developing a sustainability literate culture

UWE Bristol recognises the need to strengthen commitment and action across the whole university community. Students and staff will increasingly require an understanding of the carbon and sustainability impacts of their actions and behaviours. Only with this knowledge will people be able to consider how to reduce these impacts over time towards a net zero future.

We now have two Carbon Literacy training courses available online to all staff complementing a programme of Climate Action Cafes designed to deepen staff understanding of how they can influence carbon reduction through their work. In direct response to student requests the University has also undertaken the ambitious project to create a unique Climate Education course for all students which launched in September 2023. Since January, a group of academics and professional staff have collaborated to develop this course giving our students the opportunity to gain additional skills for taking action on the climate crisis as well as an understanding of a global issue that will, and already is, affecting their lives.

We have continued to map the curricula and research offer against the UN sustainable development goals, and have resolved to adopt the new Quality Assurance Agency for Higher Education ESD guidance in our taught provision design going forward.

### Benchmarking our impact

The University submitted once again to the Times Higher Impact ranking – an international holistic assessment against the United Nations Sustainable Development Goals (UN SDGs). We were ranked in the top 200 universities of over 1,500 across the globe for successfully delivering against the UN SDGs.

UWE Bristol retained its 1st class status in People & Planet's University League, ranked 22nd out of all UK universities in 2022–23.



Staff, students and local residents created these clay sculptures which will feature in the new student accommodation garden space on Frenchay Campus.



Credit: Philip Duckworth, commissioned artist for the Juneau Project with Ben Sadler.

## The real-world impact of UWE Bristol Research

UWE Bristol's research activity covers all SDGs, helping to shape real-world responses and solutions to the interconnected complex issues facing society. In the last financial year, UWE were successful in 120 bids designated under the "Sustainability and Climate Change" research beacon. This research has supported funders including DEFRA, the Welsh Government, and the West of England Combined Authority.

The Changing Climate Network continues to support cross-disciplinary responses to funding opportunities, whilst building internal capacity and capability through knowledge exchange. The network currently has 182 members across the University, who share funding opportunities, relevant information and deliver events to encourage conversations in the field.

## UWE Bristol's contribution to a sustainable West of England

Alongside regional partners, UWE Bristol is supporting the West of England economy and communities in their transition to net zero via the collaborative Skills for Clean Growth and Green Skills programmes.

Skills for Clean Growth launched in January 2022 and is a University-led skills development programme for small to medium-sized enterprises in the region. The provision of free business support was offered through to May 2023.

The Green Skills for Jobs and Entrepreneurship programme provides access to jobs, training and business opportunities to young people from racially minoritised backgrounds aged 18-28 living in the West of England region. The programme seeks to prioritise racial diversity and representation across the region's sustainability sector recognising that the sector is the second least diverse in the UK. Recognition of the programme impact is demonstrated through winning both UK and International Green Gowns Awards. [greengownawards.org/university-of-west-of-england-bristol1](https://greengownawards.org/university-of-west-of-england-bristol1)

The University continues to develop and deepen relationships with a range of local, regional and global partners, testing understanding and refining strategies and plans aimed at bringing about a future that is healthy and sustainable for all.

## Equality of Opportunity

The University has a strong focus on inclusivity, social justice and equality of opportunity. We are engaged with local communities, businesses, partners and stakeholders to help us ensure a confident and ambitious future for the Bristol city region. The University's Access and Participation Plan describes the actions we will take over a four-year period to improve equality of opportunity for underrepresented groups throughout the whole student journey. Over half of

our students meet at least one of our widening participation indicators and we take a whole-university, collaborative, and evidence-informed approach to address the barriers our students may face in order to access, succeed in and progress from higher education.

We are proud to be a partnership university and are one of the largest providers of Level 6 and 7 apprenticeships in the South West. We have been sector leading in developing whole institution approaches to supporting student mental health and have had a strategic plan relating to student and staff mental health since 2018. We are recognised as being a driving force for social mobility in the region. Almost 40% of students at UWE Bristol are from areas with the lowest rates of participation in higher education and more than 1 in 10 students are from the most economically deprived areas or received free school meals at school. Around a fifth of students at UWE Bristol disclose a disability during their studies and in the past five years we have significantly narrowed the awarding gap between these students and those with no known disability.

We have a strong strategic commitment to closing awarding gaps (the gap between students who are awarded a 1st or 2:1 at UWE compared with those who are not) and a particular focus on gaps between UK domiciled white students and UK domiciled students who are Black, Asian, multiple heritage or other minoritised groups because of the size and persistence of these gaps.

The University will commit around £7m per year for the next four years in additional funds to widen access, provide financial support to students and to evaluate our access and participation work. This represents over 4% of additional income above the basic fee and demonstrates our firm commitment to the recruitment, achievement and success of students who are identified as widening participation students.

## Equality, diversity and inclusivity

At the University, we passionately believe in inclusivity and opportunity for all students, staff and the wider community. We recognise the key role education has in helping transform society to the benefit of all individuals and communities. As a university, we place considerable value on the diversity of our student body and this is increasingly reflected in the diversity of our staff. This diversity brings significant benefits to the University, greatly enriching our learning and working environment.

We aim to offer opportunities to our students and staff that will enable them to develop the skills and knowledge to thrive in their lives, regardless of age, disability, gender identity, marriage or civil partnership status, pregnancy and maternity, race, religion or belief, sex and sexual orientation.



**UWE Bristol** University of the West of England

**LGBT Staff Network**

UWE Bristol

THE STUDENTS UNION



UWE Bristol

THE STUDENTS UNION

Some of the notable achievements of the past academic year have included:

- We have conducted twelve listening events covering topics such as belonging, recognition, change and anti-racism. This has helped us to start developing our approach to anti-racism, which will include the launch of a University anti-racist strategy.
- UWE's Awarding Gap Community of Practice has grown more than a third in the past year, from 294 to 404 members. The Disabled to Not Disabled awarding gap has decreased from 4.8pp to 2.1pp, while the Mixed to White awarding gap has decreased from 4.3pp to 2pp. (pp is percentage point and the gap is the difference between two percentages so is expressed as a percentage point).
- Engagement with inclusivity training remains high, with 84.5% of staff completing our EDI briefing.
- We continue to focus on increasing the diversity of staff at all levels, including senior staff. This has included more Black, Asian and Minority Ethnic staff, more females in senior management roles, and more females in senior research roles and academic roles.
- The Resolution Hub was launched to support staff for when 'things don't feel right.' The group has a strong focus on creating and supporting informal ways for individuals to access support through dignity at work, rather than raising a formal grievance. Our aim is to ensure we have support and training in place which complements our existing EDI training. We have developed new roles in mediation and dignity at work, and refreshed our dignity at work policy, both in line with the Speak Up pledge which has now been signed by 491 people.
- EDI Champions are passionate members of staff (Professional Services and Colleges) who have volunteered to engage their teams in EDI conversations and help raise the profile of EDI at UWE Bristol. This year there has been a 70% increase from 76 to 128 trained Champions, with 50 more awaiting training. Champions have instigated small cumulative changes to university processes and Equality Analysis consultations. Three EDI Champions have felt empowered to author sections of the EDI Champion updates this year.

The University's Equality, Diversity and Inclusivity team plays a pivotal role in supporting and promoting the culture of this inclusive university through equality analysis, policy implementation and communications, and leading on key inclusivity objectives. The team oversees the development and implementation of university plans and runs a range of key projects to embed inclusive practice in the University.

## Student and staff involvement

The University continues to place considerable value on the active participation of its employees in policy making and on good communication with them. The University's developments are communicated regularly through a number of distinct channels, with opportunities for engagement and discussion.

A number of other initiatives also took place to further enhance the employee voice, including the approval by the Academic Board and the Board of Governors of changes to the Academic Board structure to significantly increase both the space for the academic voice and the number of elected positions within the structure.

The University also has a number of mechanisms in place to facilitate communication with students and it makes extensive use of appropriate channels to disseminate information, receive, and act upon, feedback not least through partnership with the Students' Union to train and recognise the contribution made by over a thousand student representatives on the University's programmes.

The Students' Union President is an ex officio member of the Board of Governors of the University and a number of Students' Union representatives are members of the Academic Board and other committees. There are regular formal and informal consultations with the Students' Union and a Student/Governor Forum is maintained by the Board of Governors under the leadership of the Students' Union President. Both the Student and Staff Governor Forums meet three times a year and provide the Board of Governors with an opportunity to engage with a wide audience of the University's most critical stakeholders.

## Health and Safety

The Health, Safety and Workplace Wellbeing Roadmap 2030 continues to ensure Health and Safety remains integral in all that the University does as it implements Strategy 2030: Transforming Futures. The Roadmap underpins the Strategy through a 'commitments' statement and is implemented through an annual Health and Safety Action Plan. The work that has been achieved during 2022–23 includes:

- The new Colleges and Schools reorganisation provided an opportunity to review the organisational Health and Safety roles and responsibilities as required by University's Health and Safety Policy. This review has ensured alignment to the new structures and provides clarity as to the role of all staff in Health and Safety, in the Colleges, Schools and Professional Services. Work to embed these has commenced, starting with the Colleges.
- The University's Health and Safety Executive Committee (UHSEC) has seen a discernible improvement in engagement from all Colleges and Professional Services. Their biennial Health and Safety reporting to the UHSEC is providing progress on action plans and escalation of significant Health and Safety risks. Importantly then enabling the onward governance reporting to the Vice Chancellors Executive (VCE). This process ensures that the VCE has a clearer insight and temperature check on organisational health and safety.
- There has been sustained monitoring and review of the key Health and Safety risks associated with University activities. Critically there are four registers in place, the overarching Health and Safety Risk Register, Fire Safety Risk, Commercial Risk and Staff Health and Wellbeing.
- Compliance auditing has continued with an audit on Asbestos management across the University undertaken. The audit measured the current level of compliance against relevant legislation, the University's Health and Safety Standard on Asbestos Management and industry sector best practice. Overall, it was found that there is a comprehensive management system in place, though there were areas for continual improvement to include the re-introduction of an Asbestos Management Group.
- There has been concerted action to update the existing suite of University Health and Safety Standards and Guidance Notes, these now include Key Performance Indicators which will be used to monitor their effectiveness during Compliance Audits. Reviews that have taken place include Display Screen Equipment, First Aid, and Risk Assessment.
- For Staff Health and Wellbeing, all Colleges and Professional Services have in place Wellbeing Action Plans that have evaluated the health and wellbeing for staff in their areas. All have ensured actions are in

place to reduce and/or manage the risk and there is a process of escalation to the VCE where a wider University intervention is required.

- Overall, for the key University Health and Safety risks, Construction Safety, Ionising Radiation, Biological Safety, Genetically Modified Organisms, Fire Safety Management, and 'property' related statutory requirements there remains overall assurance that there are reasonable management processes in place to ensure compliance with all relevant legislation.

For the most visible indicators of Health and Safety management, results for the year follows. Though, as in previous years, there is need to caveat these statistics due to the impact of the Covid-19 pandemic which required blended teaching, learning and working reducing staff and student activity both on and off campus until April 2022. The academic year 2022–23 saw a return to business as usual activity although it is recognised that some working practices have changed post-pandemic to a more flexible hybrid approach. Whilst comparisons have been made with previous academic years, this must be appraised accordingly.

- The number of accidents causing personal injury and work-related ill health has increased by 49%, from 73 to 109.
- For the more serious accidents RIDDOR the numbers have increased from 4 to 6.
- Fire alarm activations increased by 6.8% (803 compared with 752), 4 required attendance of the Avon Fire and Rescue Service, a 50% decrease from 2021–22 (8).
- 52 of 54 fire drills were completed (96%), with 90% achieving the KPI of 4 minutes to evacuate the building. This is a marked improvement compared with previous years, 80% in 2021–22 and 89% in 2020-21.

There continues to be a good embedding of Health and Safety management throughout the University. In 2023-2024 there will be a comprehensive review of the Health, Safety and Workplace Wellbeing Roadmap to ensure that it remains appropriately focused in the ever-changing environs of the University and the sector as it moves towards 2030.

In conclusion, there can be reassurance provided to the University's Senior Management Team and the Board of Governors that the University remains compliant with Health and Safety legislation.

# CORPORATE GOVERNANCE AND INTERNAL CONTROL

## Organisation

In 2022-23 the University was organised into three colleges, each led by a Pro Vice-Chancellor and Head of College. They were:

- Arts, Creative Industries and Education
- Business and Law
- Health and Applied Sciences

The Vice-Chancellor is responsible for overall day-to-day management of the University and in 2022-23 was supported by a senior team which included the Deputy Vice-Chancellor and Provost, the Registrar, Pro Vice-Chancellors, the Chief Financial Officer, the Chief People Officer, the Chief Digital and Information Officer, Directors and Heads of Professional Services.

The University is committed to best practice in all aspects of corporate governance and has adopted the Committee of University Chairs' Higher Education Code of Governance and Higher Education Senior Staff Remuneration Code.

The University endeavours to conduct its business in accordance with, and with due regard to, the principles identified by the Committee on Standards in Public Life.

## Constitution and powers

The University is a statutory corporation, established as a Higher Education Corporation as defined by the Education Reform Act 1988 which also sets out its powers. The activities of the University are conducted in accordance with: the provisions of the Education Acts; orders or directions made by the Secretary of State; other enactments or regulations from time to time in force; and its Instrument and Articles of Government ("Articles") and internal rules and bye-laws.

The Articles set out the requirements, and define the responsibilities of the Board of Governors and Academic Board, alongside the responsibilities of the Vice-Chancellor.

## Board of Governors for year ended 31 July 2023

### Independent Members

**David Lamb** (until 31 July 2023)

Chair of the Board of Governors

Chair of Nominations and Governance Committee

Chair of Emergency Committee

**Richard Bacon** (Chair of the Board of Governors from 1 August 2023)

Chair of Audit, Risk and Assurance Committee

**Jenny Body, CBE**

Deputy Chair of the Board of Governors

Chair of People, Culture, Quality and Standards Committee

**Laura Claydon**

Chair of Remuneration Committee

**Carolyn Donoghue**

**Domini Harewood**

**Ian MacKenzie**

Chair of Finance, Estates and IT Committee

**Grant Mansfield**

**Tim Simmonds**

**Margaret Simmons-Bird MBE**

**Dave Tansley**

**Kalpna Woolf**

**Andrea Young**

### Academic Board Nominees

**Professor Marc Griffiths**

**Dr Chris Moore** (until 31 August 2022)

**Professor Jim Smith** (from 1 September 2022)

### Student Nominee

**Kolawole Samuel Olure** (from 26 June 2023)

**Rania Regaieg** (until 25 June 2023)

### Co-opted Member

**Professor Dame Julie Lydon**

### Associate Board Member

**Priya Kaur**

### Ex Officio

**Professor Sir Steve West, CBE, DL**



## The Board of Governors

The Board of Governors is responsible for determining the educational character and mission of the University, ensuring the efficient use of resources, and approving the annual estimates of income and expenditure.

The Board comprises independent, staff and student members appointed in accordance with the Instrument of Government. The majority of members are non-executive including the Chair and the Deputy Chair. The University's Chief Executive, the Vice-Chancellor, is an ex officio member of the Board. Appointments to the Board of Governors are considered by the Nominations and Governance Committee which makes recommendations for the Board's approval.

The Board is entitled to establish committees for any purpose or function, other than those which are assigned elsewhere in the Articles to the Vice-Chancellor or to the Academic Board or designated as the sole responsibility of the Board of Governors. The main committees which operated during the year were: the Audit, Risk and Assurance Committee; Finance Estates and IT Committee; People, Culture, Quality and Standards Committee; Nominations and Governance Committee; and Remuneration Committee. All of these committees are formally constituted with written terms of reference, and comprise a majority of lay members, one of which is designated the Chair. The decisions of the Committees are formally reported to the Board.

An Emergency Committee may, where a matter is urgent, exercise delegated powers not explicitly reserved by the Articles of Government between meetings of the Board of Governors. The University's Emergency Committee membership includes the Chair and Deputy Chair of Governors, the Chairs of each sub-committee (with the exception of the Chair of the Remuneration Committee), and the Vice-Chancellor.

In accordance with the Articles, the Board has appointed a Clerk to the Governors who provides independent advice on matters of governance to all members of the Board.

## Academic Board

The Academic Board is responsible for the quality of the student experience, the quality and standards of the University's awards and to provide advice to the Vice-Chancellor on the strategic direction of the University's academic activity. The Academic Board provides the Board of Governors with assurance that the University's academic strategy, governance and practice are fit for purpose and approves new additions and revisions to academic policy. It has oversight of all academic provision through the Academic Regulatory Framework and the quality management and enhancement framework. During the year to 31 July 2023 the Academic Board was chaired by the Vice-Chancellor; its membership consisted of 50 per cent Executive members

and 50 per cent non-Executive members elected from the academic and student community.

## Leadership and management

The Vice-Chancellor is the Chief Executive Officer of the University and is accountable to the Board of Governors for the organisation, direction and management of the University. The Vice-Chancellor is the Accountable Officer, as required under the Office for Students' ongoing conditions of registration (E3), with the responsibilities set out under Regulatory Advice 10. During 2022–23 the Vice-Chancellor was supported and advised by the Vice-Chancellor's Executive (VCE).

During the year to 31 July 2023 the VCE consisted of the Vice-Chancellor, the Deputy Vice-Chancellor and Provost, the Registrar and Pro Vice-Chancellor (Student Experience), the Pro Vice-Chancellor (Research and Enterprise) (until February 2023), the Pro Vice-Chancellor Equalities and Civic Engagement, the Chief Financial Officer, the Chief People Officer, the Chief Digital and Information Officer, the Pro Vice-Chancellor and Head of the College of Arts, Technology and Environment, the Pro Vice-Chancellor and Head of the College of Business and Law, and the Pro Vice-Chancellor and Head of the College of Health, Science and Society. This group was the senior leadership and executive decision making group for the University; overseeing the University's long-term academic and financial sustainability and the implementation of medium and short-term strategies. The VCE also managed corporate risk, made business decisions on university developments – including commercial and global – and progressed the business of the Board of Governors.

## Internal Control and Risk Management

The Board of Governors is responsible for maintaining a sound system of internal control that supports the achievement of its policies, aims and objectives, whilst safeguarding the public and other funds and assets for which it has responsibility.

As part of this, the Board of Governors is committed to the continuous development of a comprehensive process for identifying, evaluating and managing the University's significant risks (as aligned to the University's strategy), both financial and non-financial, in line with OfS requirements. Risk management of the University is built into strategic planning as well as the operation of colleges, professional services and strategic programmes, and is overseen by various levels of governance and reporting.

The University's risk framework assesses and treats risks that may affect strategic objectives, which represent uncertainty to tactically important activities, or reflect hazards to operational systems and processes. Risks are recorded in

strategic, tactical and operational risk registers, and are monitored and reviewed regularly. Risk owners formally assessed their risks every four months ahead of reporting to the VCE and Audit, Risk and Assurance Committee. The Risk Management system is subject to formal internal audit review every two years.

The Strategic Risks as identified and managed closely by the University are focused on:

- Achievement of student recruitment targets.
- Achievement of an outstanding student experience.
- Achievement of strong continuation, completion and progression outcomes.
- Transformation of workforce and culture to effectively deliver Strategy 2030.
- Delivery of financial targets and long-term financial sustainability.
- Enhancement of the academic character and reputation of the University through its research.
- Ensuring a sufficiently robust strategic planning and implementation framework to deliver Strategy 2030.
- Ensuring business resilience and legislative and regulatory compliance.

The Board of Governors regularly reviews and scrutinises reports from its Committees, in particular the Audit, Risk and Assurance Committee. These discussions set the tone and influence the culture of risk management, determine the risk appetite of the University and set standards and expectations of staff conduct and probity in relation to risk management.

All identified risks are assigned to specified risk owners and mitigation actions are developed and implemented. The effectiveness of these mitigation actions is monitored and adjusted on an ongoing basis.

The Board of Governors is advised and assisted in its review of internal control by the work of the internal auditors, the Audit, Risk and Assurance Committee and the Vice-Chancellor's senior team. Their agendas ensure regular monitoring of the risk and control processes and that these accord with the internal control guidance for directors as included in the Stock Exchange's 'Combined Code', as deemed applicable to higher education.

On behalf of the Board of Governors the Audit, Risk and Assurance Committee considers reports, recommendations and reviews on the effectiveness of the University's arrangements for risk management, internal control and governance and it has expressed itself satisfied that the systems and controls are effective, including for public funding received from the OfS, UK Research and Innovation

(UKRI, including Research England) and other public funding bodies ensuring:

- a. regularity in the use of this public funding
- b. propriety in the use of public funding

The Audit, Risk and Assurance Committee also considers reports and updates from the OfS as they affect the University's business and monitors adherence to the regulatory requirements.

The Audit, Risk and Assurance Committee is required to report to the Board of Governors on internal controls and to alert it to any emerging issues.

A professional internal audit team undertakes an annual programme of work approved by the Audit, Risk and Assurance Committee. The University has agreed with its internal auditors that their programme of work and the approach to internal control will be risk-based. Accordingly, the annual internal audit programme is informed by the University's strategic risk register, which includes evaluation of the likelihood and impact of the risks becoming a reality. Covering business, operational and compliance risks, the programme is also designed to review financial risks including the prevention and detection of corruption, fraud, bribery and other irregularities.

During the year, the Board of Governors through its Audit, Risk and Assurance Committee received regular reports on internal control and risk. The Internal Auditors completed 11 (2021–22: 12) internal audit reviews and reported to the Audit, Risk and Assurance Committee. These reviews included:

- Post-Award Research Grants
- Key Collaborations and Partnerships
- Student Fee Debt
- Strategy 2030 Roadmap
- Student Experience – Mental Health
- Data Quality (TRAC)
- ESFA Mock Audit
- Project Risk Management
- Conflicts of Interest
- IT Asset Management
- UUK Accommodation Code of Practice.

The reviews resulted in a number of findings and recommendations. All findings are in respect of improvement to the design of controls and/or operating effectiveness of business processes. The Audit, Risk and Assurance Committee reported to the Board of Governors that none of these findings were significant nor were critical weaknesses that would prevent achievement of the



University's strategic targets nor have any material impact on the financial data reported in the financial statements.

The Risk Management policy and related procedures are subject to regular review and the Board of Governors is satisfied that the University's internal control and risk management processes meet the requirements set out by the OfS in its circular OfS 2019.41 "Regulatory advice 9: Accounts Direction: Guidance on preparing and publishing financial statements for accounting periods beginning on or after 1 August 2019".

The Board of Governors and all its appropriate committees have considered the University's processes and are of a view that they are adequate and meet the needs of the University in accordance with the direction from the OfS for identifying, evaluating and managing risks during the year.

External auditors are appointed for the audit of the Annual Report and Financial Statements, as well as other audit certification work conducted in accordance with the requirements of the OfS and other public funding bodies.

Both external audit and internal audit contributes to improving the University's internal control environment and performance in the delivery of value for money.

All policies, procedures for corporate governance and systems for internal controls during the year have remained in place until the date of this report.

### Register of interests

The University maintains a Register of Interests of members of the Board of Governors and key post holders, which may be requested from the Clerk to the Board of Governors.

### Expenses paid to or on behalf of Trustees

Members of the Board of Governors acting as Trustees of the University do not receive any remuneration for their service on the Board. Those Trustees who are also employees of the University receive no supplementary payment for trusteeship.

Trustees are entitled to claim reasonable expenses incurred in undertaking their duties as Trustees in accordance with the University's financial regulations. In 2022-23 a total of £2,312 (2021-22: £2,690) for expenses were paid for on behalf of 8 trustees (2021-22: 7). This covered: travel and related expenses for formal and informal meetings and other University events, and fees for training and development events, to support them in carrying out their role.

# REPORT OF THE REMUNERATION COMMITTEE

UWE Bristol is a modern civic university, with students at the heart of everything that it does. The University's priority is to deliver an outstanding university experience for its students through innovative, practice-led, research-informed learning. Our ambitious Strategy 2030 is focused on transforming futures – from powering the future workforce to helping local economies thrive, shaping the health and sustainability of our communities and creating solutions to global challenges.

The role of the Vice-Chancellor is to lead this large and complex organisation, offering over 600 courses at undergraduate and postgraduate levels, and in professional development, delivered across a number of campuses in Bristol and through transnational education (TNE) provision across the globe. The University provides TNE opportunities through 15 partner institutions in 10 different countries. In 2022–23 over 8,500 students were studying with the University through its TNE provision.

UWE Bristol currently has a total of c. 40,000 students from over 160 countries and is rated gold in the Teaching Excellence Framework for the student experience aspect. For the student outcomes aspect the University was awarded a silver rating, achieving the overall award of silver. 84% of the University's research is rated as having an outstanding or considerable impact – including the development of personally adaptive robotic systems to support independent living for the elderly and reaching millions of young people with body confidence education. The University has maintained strong financial performance against target, whilst recognising there are significant financial pressures across the sector going forwards. The University is approved on the Office for Students Register of Providers with no ongoing conditions of registration. In terms of financial size and performance, UWE Bristol is one of the larger British universities.

The University employs over 4,200 staff and contributes over £500m a year to the local economy. This includes leading the development of the highly successful multi-million pound University Enterprise Zone (UEZ) which opened in 2016 to offer offices, labs and co-working spaces for entrepreneurs, innovators and high-tech businesses.

Professor Sir Steve West, CBE has been the University's Vice-Chancellor since 2008, and has developed and led an ambitious strategy for the University to achieve the successes highlighted above and is driving forward a £600m infrastructure investment programme.

Under Professor Sir West's leadership, the University has also demonstrated its commitment to, and strong track record of, working in partnership in the region to address educational and social inequalities.

Professor Sir West has led the University through the uncertainty of the global Coronavirus pandemic, played an important role in the national effort to tackle Coronavirus, and has established a sector-leading role for mental health, leading the sector in national conversations that are saving lives. Professor Sir Steve West was recognised through a Knighthood in the King's Birthday Honours List in 2023 for his major contributions across education, health, and business, underpinned by a profound commitment to transforming lives.

Professor Sir West held a number of non-executive positions in 2022–23 including his second year as President of Universities UK. Professor Sir West's non-executive positions help to ensure the University is fully engaged with developments in the education, business and health sectors and the insights gained feed into the leadership and direction of the University where appropriate. The positions are an important part of the University's connectivity and work to shape and empower the future of the city-region and its people, so they can maximize their potential in the global knowledge economy.

The Vice-Chancellor's remuneration is set within the principles that it must be fair, appropriate and justifiable. The University's Remuneration Committee (REMCO) is responsible for setting the Vice-Chancellor's remuneration. REMCO is made up of independent governors with significant experience of compensation and reward. The Vice-Chancellor is not a member of REMCO and takes no part in any discussions relating to his own remuneration.

The Chair of the Board of Governors is responsible for the approval of any expense claims over £50 made by the Vice-Chancellor, with oversight through REMCO.

The University's Financial Regulations also require that arrangements for international travel by the Vice-Chancellor on University business are approved by the Chair of the Board of Governors. The Vice-Chancellor and members of the University's senior team are required to travel to overseas partner institutions, to ensure the quality of the provision on offer, to support overseas students and staff at events such as graduation ceremonies, and to continue to build new relationships and opportunities for the University. Travel arrangements are categorised as a business cost.

Latest figures show that around 8,800 international students study degree programmes at the University, at our campuses in Bristol and further 8,500 across 15 partner universities in 10 countries. The University's international activities including overseas partnerships, which are overseen by the Vice-Chancellor, generated in excess of £75m or 20% of the University's total income for 2022–23.

Each year, REMCO receives detailed information which assists members in relation to setting the Vice-Chancellor's remuneration. This includes benchmarking data, information relating to the wider sector and economic context and information on the Vice-Chancellor's performance for the preceding year. As well as taking account of wider survey data, provided by UCEA and others, the Vice-Chancellor's remuneration is benchmarked against the remuneration of Vice-Chancellors from thirteen other similar universities. REMCO also receive benchmark information on the remuneration of university leaders in a number of overseas countries.

In addition to remuneration benchmarking from a number of data sources, the Remuneration Committee also takes advice on the Vice-Chancellor's pay from internal and external remuneration experts.

REMCO also monitors the relationship between the Vice-Chancellor's pay and that of the median University salary. This is disclosed on Note 7 of the financial statements. There are a number of factors which affect the pay multiples. UWE Bristol is a comparatively large University which does not outsource many services. It should also be noted that the calculations reflect the fact that the University engages hundreds of students each year to be ambassadors, to act as mentors on peer assisted learning programmes or to work on numerous other University projects.

Under Professor Sir West's leadership and against the backdrop of continued uncertainty within the higher education sector and global economy, the University has maintained itself as a financially viable and sustainable institution, in addition to supporting a period of significant investment at the University.

In recent years, the Vice-Chancellor's basic pay has increased in line with the national pay award for other university staff. REMCO are satisfied that the Vice-Chancellor's pay remains proportionate when compared to that of his peers and in light of his performance to progress the University's Strategy 2030.



# MODERN SLAVERY AND HUMAN TRAFFICKING ANNUAL STATEMENT

## Introduction

This statement is made in accordance with section 54(1) of the Modern Slavery Act 2015 (MSA) and constitutes our modern slavery and human trafficking statement for the financial year ending 31st July 2023. This is our eighth statement under the Act and provides an overview of our continuing progress in this area.

## About the University

UWE Bristol and its subsidiary companies provide a wide range of education, research and training related activities. We are based in Bristol but are a global institution. We have approximately 40,000 students registered on courses in the UK and at partner organisations across the world. We employ over 4,200 people and have a turnover in excess of £380m. We continue to progress an ambitious investment programme, with £500m committed to delivery of our Strategy 2030 across our people, estate and infrastructure, and in 2022–23 we engaged with over 3500 suppliers.

We also play a leading role in shaping local decisions, improving lives across our communities and boosting the economy and cultural vibrancy of the city-region.

More information about UWE Bristol is available here: [uwe.ac.uk](http://uwe.ac.uk)

## Our commitment

UWE Bristol has adopted a zero-tolerance approach to modern slavery and human trafficking and we are committed to ensuring our policies and procedures combat the risks of this occurring throughout our activities and in our supply chain.

In 2022–23, the University reviewed its practices in line with the British Standard for organisational responses to modern slavery and this has informed further developments included in this statement.

We continue to take both an informed and risk-based approach to better understand our diverse and complex supply chains and to prioritise and target our actions.

## Our policies and procedures

Overall responsibility for modern slavery rests with the Board of Governors. Day-to-day responsibility for implementing and monitoring the University's approach has been delegated to the Chief of Staff and Clerk to the Board of Governors and the Chief Financial Officer.

Our policies and procedures ensure that the University is fulfilling its commitment to a zero-tolerance approach and that our activities are conducted ethically and with integrity. These include, but are not limited to:

- Human resources, recruitment and employment policies and procedures which comply with UK law and are designed to ensure that all prospective employees are legally entitled to work in the UK and to safeguard employees from any abuse or coercion once in our employment.
- Responsible Procurement Policy, setting out our commitments and expectations.
- Ethical investment policy, to ensure that investments made by the University are socially responsible and sustainable.
- Safeguarding Policy and Procedure, to protect children and vulnerable adults from abuse and neglect.
- Health and Safety Policy, to provide an inherently safe and healthy working and learning environment that engages the entire University community.
- Public Disclosure Policy and Procedure (Whistleblowing), to allow staff, students and all members of the University to raise, at a high level, concerns or information which they believe in good faith provides evidence of malpractice or impropriety.

The University also has a Modern Slavery and Human Trafficking Policy in place to support our annual statements and to ensure clarity on the University's expectations, where responsibilities sit and where any concerns should be raised, in line with the University's Whistleblowing and Public Disclosure Policy and Procedure. The policy was reviewed through the University's Sustainability Executive Committee, ensuring student engagement.

In 2023–24 the University's revised corporate ethics policy, including our anti modern slavery and human trafficking commitments, will be considered by the University's new Ethics and Integrity Committee.

The University has held Fairtrade status since 2006, with reaccreditation achieved in July 2022, and has shared good practice and gained external recognition for its work on Fairtrade.

The University has applied the Living Wage Foundation's UK Real Living Wage since 2015 and is a Living Wage Employer through the Foundation's accreditation, awarding the University the mark of a responsible employer.

We are committed to transparency in what we do and expect the same from our contractors, suppliers and other business partners and their supply chains. With this in mind, we are part of TISC Report (<http://tiscreport.org>) the world's largest open data repository of Modern Slavery and Human Trafficking Statements and our Modern Slavery and Human Trafficking Statement is included on the UK Government's Modern Slavery Statement Registry.

## Understanding and engaging with our supply chains

We work with a wide range of different suppliers and partners and purchase works, goods and services from more than 3500 suppliers listed on our Finance system. Some of our suppliers subcontract work or rely on recruitment agencies to supply temporary or permanent staff. By the nature of their businesses, some of our suppliers are potentially higher risk than others, for example: maintenance, repairs and construction companies. All our suppliers are commodity coded, enabling us to identify those who are most high risk.

Our supply chains include:

- Estates goods and services (including cleaning and security)
- Professional Services
- Science, technical, engineering and medical goods and services
- IT equipment and services (for which Government Procurement Frameworks are used when choosing and appointing suppliers)
- Library
- Recruitment and delivery partners

Notably, the University is progressing delivery of an estates masterplan. The University is aware that construction projects introduce risk in the supply chain and works with contractors referencing modern slavery as part of the University's Sustainable Procurement Policy.

The University's requirements and expectations with respect to human rights, employee health and safety and environmental performance are regularly communicated to our suppliers and are referenced in tender documentation and contracts.

Our Supplier Code of Conduct sets out UWE Bristol's expectations, including that 'Suppliers must take reasonable and proportionate steps to ensure that their suppliers and sub-contractors are not engaged in slavery, servitude, forced and compulsory labour or human trafficking. Suppliers must be prepared to provide to us the names and geographical locations of their own suppliers, to the extent that these are the source of products supplied to us.'

Our expectations are also included in the University's Terms and Conditions of Purchase, and where appropriate progressed at scheduled contract review meetings as part of Equality, Diversity and Inclusion.

Both are published on the University's website, providing information for suppliers: [uwe.ac.uk/about/services/finance-services/supplier-documents](http://uwe.ac.uk/about/services/finance-services/supplier-documents)

Tenderers responding to a UK Procurement Regulations tender are also asked to comply with the International Labour Organisation (ILO), which is an internationally recognised code of labour practice.

The University proactively engages with its suppliers and hosted its Annual SME Supplier Event online in 2022–23, with approximately 200 registered suppliers. The University is also an early adopter of the MSA toolkit and has issued this to all of the University's suppliers over £40k.

The University's top suppliers are listed in UWE Bristol's Annual Procurement Report which is considered by the Board of Governors Audit, Risk and Assurance Committee.

Anti-Modern Slavery and Human Trafficking commitments are also included in the employment contracts of the international agents who recruit students to UWE Bristol, and in 2023–24 we will be updating our academic agreement template to ensure these commitments are appropriately reflected and used to raise awareness with partners through vehicles such as the Partners Forum. The University is managing the increasing risk generated through the expansion in international partnerships, including partnership delivery in China, through its relationships with partners, frequent visits and direct engagements with students, and UWE Project Support staff who are employed by the University in each of the China partnerships and ensure that this issue is considered.

The University is also aware of media reports of suspected victims of human trafficking being brought to the UK on student visas at other universities. The University continues to monitor the attendance of students and will continue to raise staff awareness of the importance of doing so for the reasons of preventing modern slavery and human trafficking at the start of the 2023–24 academic year.

In 2023–24 the University's modern slavery and human trafficking risks will also be further integrated with the University's overall risk management framework.

## Promoting awareness and training

Raising staff awareness of the problem of modern slavery and human trafficking remains a priority in 2023–24. Communication of this Statement, the University’s Modern Slavery and Human Trafficking Policy, and available training, is shared with all staff annually in the autumn, to coincide with Anti-Slavery Day. In 2023–24 the University will use this opportunity to further promote its ethical ethos, with the introduction of its new University Ethics and Integrity Committee. The Statement is also considered through the University’s Sustainability Executive Committee ensuring student engagement.

Online training is available to all staff and signposted through the University’s safeguarding training. The training module is also accessible to senior staff in the University’s Malaysia Office and in 2023–24 is being made mandatory for the University’s Board of Governors.

The University is progressing a KPI of a 100% completion rate for staff with purchasing authority to undertake the training. Performance in 2022–23 was 50%.

### FUTURE SPACE

has created **504 jobs** through 107 high growth businesses, generating **£19.8m GVA**.

### LAUNCH SPACE

has supported **150 founders/graduate businesses** and created 274 jobs, raising **£60m** in investment.





# RESPONSIBILITIES OF THE BOARD OF GOVERNORS

In accordance with the Education Reform Act 1988, the Board of Governors of the University is responsible for the administration and management of the affairs of the University and is required to present audited financial statements for each financial year. The Board has adopted a Statement of Primary Responsibility, as recommended by the Committee of University Chairs, which is published on the University's website.

The Board of Governors is responsible for keeping proper accounting records which disclose with reasonable accuracy at any time the financial position of the University and to enable it to ensure that the financial statements are prepared in accordance with the Education Reform Act 1988, the Statement of Recommended Practice on Accounting for Further and Higher Education and other relevant accounting standards. In addition, the terms and conditions of registration with the OfS and the Board of Governors require the University, through its Accountable Officer the Vice-Chancellor, to present financial statements for the financial year which give a true and fair account of the state of affairs of the University and the results and cash flows for that year.

In causing the financial statements to be prepared, the Board of Governors has ensured that:

- The going concern basis of accounting is appropriate;
- Suitable accounting policies are selected and consistently applied;
- Judgements and estimates are reasonable and prudent; and
- Applicable accounting standards have been applied, subject to disclosure and explanation in the financial statements of any material departures therefrom.

The Board of Governors has taken reasonable steps to:

- Fulfil its responsibilities under the Articles and to ensure that funds from the OfS, the Teaching Regulation Authority and other publicly funded bodies, including research councils, are used only for the purposes for which they have been granted and in accordance with the registration terms and conditions issued by the OfS and any other conditions which it may from time to time prescribe;

- Ensure that appropriate financial and management controls are in place to safeguard public and other funds;
- Safeguard the assets of the University and prevent and detect fraud and other irregularities;
- Secure the economical, efficient and effective management of the University's resources and expenditure.

The key elements of the University's system of internal financial control include:

- Board of Governors' approval of annual estimates of income and expenditure and monitoring of the financial performance of the University;
- A comprehensive set of internal financial regulations approved by the Board of Governors, which defines the responsibilities and delegated authority of management post holders, and detail financial controls, policies and guidelines;
- A comprehensive planning and budgeting process, which integrates the preparation of annual income, expenditure and capital budgets;
- Regular reviews of the performance of each of the University's planning and budgetary Units, including monthly reviews of financial results involving variance reporting and the updating of forecasts; and
- Clearly defined and formalised requirements for approval and control of expenditure, with investment decisions being subjected to detailed appraisal and review.

# INDEPENDENT AUDITORS' REPORT TO THE BOARD OF GOVERNORS OF THE UNIVERSITY OF THE WEST OF ENGLAND

## Opinion

We have audited the financial statements of University of the West of England (the 'University') and its subsidiary ('the Group') for the year ended 31 July 2023 which comprise the Consolidated and University Statement of Comprehensive Income and Expenditure, the Consolidated and University Statement of Changes in Reserves, the Consolidated and University Statement of Financial Position, the Consolidated Statement Cash Flow Statement and notes to the financial statements, including a summary of significant accounting policies.

The financial reporting framework that has been applied in their preparation is applicable law and United Kingdom Accounting Standards, including FRS 102 "The Financial Reporting Standard applicable in the UK and Republic of Ireland" (United Kingdom Generally Accepted Accounting Practice).

In our opinion, the financial statements:

- Give a true and fair view of the state of the Group's and University's affairs as at 31 July 2023 and of its income and expenditure, gains and losses, changes in reserves and cash flows for the year then ended;
- Have been properly prepared in accordance with United Kingdom Generally Accepted Accounting Practice; and
- Have been prepared in accordance with the requirements of the Statement of Recommended Practice – Accounting for Further and Higher Education.

## Basis for opinion

We conducted our audit in accordance with International Standards on Auditing (UK) (ISAs (UK)) and applicable law. Our responsibilities under those standards are further described in the "Auditor's responsibilities for the audit of the financial statements" section of our report. We are independent of the Group and the University in accordance with the ethical requirements that are relevant to our audit of the financial statements in the UK, including the FRC's Ethical Standard, and we have fulfilled our other ethical responsibilities in accordance with these requirements. We believe that the audit evidence we have obtained is sufficient and appropriate to provide a basis for our opinion.

## Conclusions relating to going concern

In auditing the financial statements, we have concluded that the Board of Governors' use of the going concern basis of accounting in the preparation of the financial statements is appropriate.

Based on the work we have performed, we have not identified any material uncertainties relating to events or conditions that, individually or collectively, may cast significant doubt on the Group's and the University's ability to continue as a going concern for a period of at least twelve months from when the financial statements are authorised for issue.

Our responsibilities and the responsibilities of the Board of Governors' with respect to going concern are described in the relevant sections of this report.

## Other information

The other information comprises the information included in the Annual Report, other than the financial statements and our auditor's report thereon. The directors are responsible for the other information contained within the annual report. Our opinion on the financial statements does not cover the other information and, except to the extent otherwise explicitly stated in our report, we do not express any form of assurance conclusion thereon.

Our responsibility is to read the other information and, in doing so, consider whether the other information is materially inconsistent with the financial statements or our knowledge obtained in the course of the audit, or otherwise appears to be materially misstated. If we identify such material inconsistencies or apparent material misstatements, we are required to determine whether this gives rise to a material misstatement in the financial statements themselves. If, based on the work we have performed, we conclude that there is a material misstatement of this other information, we are required to report that fact.

We have nothing to report in this regard.

## Responsibilities of the Board of Governors

As explained more fully in the Statement of Responsibilities of the Board of Governors set out on page 31, the Board of Governors are responsible for the preparation of the financial statements and for being satisfied that they give a true and fair view, and for such internal control as the directors determine is necessary to enable the preparation of financial statements that are free from material misstatement, whether due to fraud or error.

In preparing the financial statements, the Board of Governors are responsible for assessing the Group and University's ability to continue as a going concern, disclosing, as applicable, matters related to going concern and using the going concern basis of accounting unless the directors either intend to liquidate the Group/University or to cease operations, or have no realistic alternative but to do so.

## Auditor's responsibilities for the audit of the financial statements

Our objectives are to obtain reasonable assurance about whether the financial statements as a whole are free from material misstatement, whether due to fraud or error, and to issue an auditor's report that includes our opinion. Reasonable assurance is a high level of assurance but is not a guarantee that an audit conducted in accordance with ISAs (UK) will always detect a material misstatement when it exists. Misstatements can arise from fraud or error and are considered material if, individually or in the aggregate, they could reasonably be expected to influence the economic decisions of users taken on the basis of the financial statements.

The extent to which our procedures are capable of detecting irregularities, including fraud is detailed below.

Irregularities, including fraud, are instances of non-compliance with laws and regulations. We design procedures in line with our responsibilities, outlined above, to detect material misstatements in respect of irregularities, including fraud.

Based on our understanding of the University/Group and its industry, we considered that non-compliance with the following laws and regulations might have a material effect on the financial statements: OfS requirements, UK tax legislation, pension legislation, employment regulation and health and safety regulation, anti-bribery, corruption and fraud, money laundering and non-compliance with implementation of government support schemes relating to COVID-19.

To help us identify instances of non-compliance with these laws and regulations, and in identifying and assessing the risks of material misstatement in respect to non-compliance, our procedures included, but were not limited to:

- Inquiring of management and, where appropriate, those charged with governance, as to whether the Group and the University is in compliance with laws and regulations, and discussing their policies and procedures regarding compliance with laws and regulations;
- Inspecting correspondence, if any, with relevant licensing or regulatory authorities;
- Communicating identified laws and regulations to the engagement team and remaining alert to any indications of non-compliance throughout our audit; and
- Considering the risk of acts by the Group and the University which were contrary to applicable laws and regulations, including fraud.

We also considered those laws and regulations that have a direct effect on the preparation of the financial statements, such as pension legislation, and the OfS Accounts Direction.

In addition, we evaluated the Board of Governors' and management's incentives and opportunities for fraudulent manipulation of the financial statements, including the risk of management override of controls, and determined that the principal risks related to posting manual journal entries to manipulate financial performance, management bias through judgements and assumptions in significant accounting estimates, in particular in relation to defined benefit pension Scheme Assets, bad debt provisions, revenue recognition (which we pinpointed to the cut-off assertion) and significant one-off or unusual transactions.

Our audit procedures in relation to fraud included but were not limited to:

- Making enquiries of the Board of Governors and management on whether they had knowledge of any actual, suspected or alleged fraud;
- Gaining an understanding of the internal controls established to mitigate risks related to fraud;
- Discussing amongst the engagement team the risks of fraud; and
- Addressing the risks of fraud through management override of controls by performing journal entry testing.

There are inherent limitations in the audit procedures described above and the primary responsibility for the prevention and detection of irregularities including fraud rests with management. As with any audit, there remained a risk of non-detection of irregularities, as these may involve collusion, forgery, intentional omissions, misrepresentations or the override of internal controls.

A further description of our responsibilities for the audit of the financial statements is located on the Financial Reporting Council's website at [frc.org.uk/auditorsresponsibilities](https://www.frc.org.uk/auditorsresponsibilities). This description forms part of our auditor's report.

## Other required reporting

### Opinion on other matters prescribed in the OfS Audit Code of Practice issued under the Further and Higher Education Act 1992

In our opinion, in all material respects:

- Funds from whatever source administered by the provider for specific purposes and managed in accordance with relevant legislation;
- Funds provided by OfS, UK Research and Innovation (including Research England), the Education and Skills Funding Agency have been applied in accordance with the relevant terms and conditions; and
- The requirements of the OfS's accounts direction have been met.

### Matters on which we are required to report by exception

In light of the knowledge and understanding of the Group and University and its environment obtained in the course of the audit, we have not identified material misstatements in the strategic report or the Board of Governors' Report.

We have nothing to report in respect of the following matters in relation to which the OfS Audit Code of Practice requires us to report to you if, in our opinion:

- The provider's grant and fee income, as disclosed in the notes to the accounts, is materially misstated; or
- The provider's expenditure on access and participation activities, as disclosed in the accounts, has been materially misstated.

## Use of the audit report

This report is made solely to the University's members as a body in accordance with paragraph 4(2) of the University's articles and section 124B of the Education Reform Act 1988. Our audit work has been undertaken so that we might state to the University's members those matters we are required to state to them in an auditor's report and for no other purpose. To the fullest extent permitted by law, we do not accept or assume responsibility to anyone other than the Group and University and the University's members as a body for our audit work, for this report, or for the opinions we have formed.



**Jonathan Marchant (Senior Statutory Auditor)  
for and on behalf of Mazars LLP**

Chartered Accountants and Statutory Auditor  
90 Victoria Street, Bristol BS1 6DP  
30 November 2023.

# STATEMENT OF PRINCIPAL ACCOUNTING POLICIES

## FOR THE YEAR ENDED 31 JULY 2023

### 1. General information

The University of West of England, Bristol is registered with the Office for Students. The address of the registered office is Frenchay Campus, Coldharbour Lane, Bristol BS16 1QY.

### 2. Statement of compliance

The Consolidated and University financial statements have been prepared in accordance with United Kingdom Accounting Standards, including Financial Reporting Standard 102 (FRS 102) and the Statement of Recommended Practice (SORP): Accounting for Further and Higher Education (2019) with Guidance Note 2021 (reflecting Amendments to UK and Republic of Ireland accounting standards- UK exit from the European Union). They have also been prepared in accordance with the Higher Education and Research Act 2017 during the transition period to 31 July 2019, the Royal Charter, the Accounts Direction issued by the Office for Students (OfS), the Terms and Conditions of funding for higher education institutions issued by the OfS and the Terms and Conditions of Research England Grant.

The University is a public benefit entity and therefore has applied the relevant public benefit requirement of the applicable UK laws and accounting standards.

### 3. Basis of preparation

The Consolidated and University financial statements have been prepared under the historical cost convention (modified by the revaluation of certain financial assets and liabilities at fair value).

The University's activities, together with the factors likely to affect its future development, performance and position, are set out in the strategic operation and financial review which forms part of the Board of Governors' Report. The Board of Governors' Report also describes the financial position of the University, its cash flows, liquidity position and borrowing facilities. The Board of Governors has a reasonable expectation that the University has adequate resources to continue in operational existence for the foreseeable future. Thus it continues to adopt the going concern basis of accounting in preparing the annual financial statements.

The financial statements are prepared in sterling which is the functional currency of the group and rounded to the nearest £0.1m.

### 4. Exemptions under FRS 102

The University has taken the exemption under section 3.3 of the SORP (1.12(b) of FRS 102) to not produce a cash flow statement for the University in its separate financial statements.

### 5. Basis of consolidation

The consolidated financial statements include the financial statements of the University and all its subsidiaries for the financial year to 31 July 2023.

The results of subsidiaries are included in the Consolidated Statement of Income and Expenditure. Intra-group transactions are eliminated on consolidation.

Gains or losses on any intra-group transactions are eliminated in full. Amounts in relation to debts and claims between undertakings included in the consolidation are also eliminated.

The consolidated financial statements do not include the income and expenditure of The UWE Students' Union, which is an autonomous body not under the control of the University, or the Wallscourt Foundation which has charitable objectives primarily concerned with assisting the provision of higher education at the University but is legally independent of the University and not under its control. The University does not exert control or dominant influence over policy decisions over these entities.

The University has consolidated the financial statements of Arnolfini Galleries Limited and all its associated companies as it is deemed to have controlling interest by its authority to appoint and terminate the Board of Trustees. The University has no legal nor financial obligations and commitments to the Arnolfini group of companies.

### 6. Income recognition

Income from the sale of goods or services is credited to the Consolidated Statement of Comprehensive Income when the goods or services are supplied to the external customers or the terms of the contract have been satisfied.

Tuition fee income is stated gross of any expenditure which is not a discount and credited to the Consolidated Statement of Comprehensive Income over the period in which students are studying. Where the amount of the tuition fee is reduced, by a discount for prompt payment, income receivable is

shown net of the discount. Bursaries and scholarships are accounted for gross as expenditure and not deducted from income. Education contracts are recognised when the University is entitled to the income, which is the period in which students are studying or, where relevant, when performance conditions have been met.

Investment income is credited to the Consolidated Statement of Comprehensive Income on a receivable basis.

Funds the University receives and disburses as paying agent on behalf of a funding body are excluded from the income and expenditure of the University where the University is exposed to minimal risk or enjoys minimal economic benefit related to the transaction.

### Grant funding

Grant funding including funding council block grant, research grants from government sources and grants (including research grants) from non-government sources are recognised as income when the University is entitled to the income and performance related conditions have been met. Income received in advance of performance related conditions being met is recognised as deferred income within creditors in the Statement of Financial Position and released to income as the conditions are met.

### Donations and endowments

Non-exchange transactions without performance related conditions are donations. Donations with donor-imposed restrictions are recognised as income when the University is entitled to the funds. Income is retained within the restricted reserve until such time that it is utilised in line with such restrictions at which point the income is released to general reserves through a reserve transfer.

Donations with no restrictions are recognised as income when the University is entitled to the funds.

Investment income and appreciation of endowments is recorded in income in the year in which it arises and as either restricted or unrestricted income according to the terms or other restriction applied to the individual endowment fund.

The main type of donations and endowments identified within reserves is restricted permanent endowments – the donor has specified that the fund is to be permanently invested to generate an income stream to be applied to a particular objective.

### Capital grants

Capital grants are recognised in income when the University is entitled to the funds subject to any performance related conditions being met.

## 7. Accounting for retirement benefits

Retirement benefits for employees of the University are provided by defined benefit schemes; the Teachers' Superannuation Scheme (TPS, an unfunded Government scheme), the Avon Pension Fund (Avon PF, a Local Government Pension Scheme administered by Bath and North East Somerset Council) and the Universities Superannuation Scheme (USS, a higher education sector wide mutual scheme). All these schemes are funded by contributions from the University and its employees. Each of these funds are valued every three years by professionally qualified independent actuaries. The financial positions of all these funds are disclosed in their respective audited financial statements. In addition, as a safety net of retirement savings and life assurance, the University has implemented a money purchase scheme, UWE Retirement and Savings Plan (UWERSP), for staff who have opted out of the University's main retirement benefits provisions.

### Defined contribution plan

TPS is accounted for as if it were a defined contribution plan, which the University pays fixed contributions into a separate entity and will have no legal or constructive obligation to pay further amounts.

As money purchase scheme, UWERSP is accounted for as a defined contribution plan. UWERSP is non-contributory for the employees. Should members choose to contribute, the University will make additional contributions.

For both TPS and UWERSP, contributions made by the University are recognised as an expense in the income statement in the periods during which services are rendered by employees.

### Defined benefit schemes

Under defined benefit schemes the University's obligation is to provide the agreed benefits to current and former employees, and actuarial risk (that benefits will cost more or less than expected) and investment risk (that returns on assets set aside to fund the benefits will differ from expectations) are borne in substance by the University.

For Avon PF, where the University's share of the underlying assets and liabilities is identified, it is accounted for in accordance with FRS 102. The University's net liability is recognised in the balance sheet in respect of Avon PF and is the present value of the defined benefit obligation, less the fair value of the plan assets at the year end.

The group should recognise a liability for its obligations under defined benefit plans net of plan assets. This net defined benefit liability is measured as the estimated amount of benefit that employees have earned in return for their service in the current and prior periods, discounted to determine its present value, less the fair value (at bid price) of plan assets. The calculation is performed by a qualified actuary using the projected unit credit method. Where the calculation results in a net asset, recognition of the asset is limited to the extent to which the University is able to recover the surplus either through reduced contributions in the future or through refunds from the plan.

Annually the University engages independent actuaries to calculate the obligation for the Avon PF. The present value is determined by discounting the estimated future payments at a discount rate based on market yields on high quality corporate bonds denominated in sterling with terms approximating to the estimated period of the future payments. The fair value of a scheme's assets is measured in accordance with the FRS 102 fair value hierarchy and in accordance with the Institution's policy for similarly held assets. This includes the use of appropriate valuation techniques.

Actuarial gains and losses arising from experience adjustments and changes in actuarial assumptions are charged or credited to other comprehensive income. These amounts together with the return on plan assets, less amounts included in net interest, are disclosed as actuarial gains and losses.

The cost of the defined benefit plan, recognised in expenditure as staff costs, except where included in the cost of an asset, comprises the increase in pension benefit liability arising from employee service during the period and the cost of plan introductions, benefit changes, curtailments, and settlements. The net interest cost is calculated by applying the discount rate to the net liability. This cost is recognised in expenditure as a finance cost.

#### Multi-employer scheme

USS is a multi-employer hybrid pension scheme, providing defined benefits (for all members), as well as defined contribution benefits. The assets of the scheme are held in a separate trustee-administered fund. Because of the mutual nature of the scheme, the assets are not attributed to individual institutions and a scheme-wide contribution rate is set. The University is therefore exposed to actuarial risks associated with other institutions' employees and is unable to identify its share of the underlying assets and liabilities of the scheme on a consistent and reasonable basis.

As required by Section 28 of FRS 102 'Employee benefits', the University therefore accounts for USS as if it were a wholly defined contribution plan. As a result, the amount charged to the income statement represents the contributions payable to USS. Since the University has entered into an agreement (the Recovery Plan) that determines how each employer within the scheme will fund the overall deficit, the University recognises a liability for the contributions payable that arise from the agreement, to the extent that they relate to the deficit, and the resulting expense is recognised in expenditure.

Further detail is provided on the specific pension schemes in note 24 to the accounts.

## 8. Employment benefits

Short-term employment benefits such as salaries and compensated absences are recognised as an expense in the year in which the employees render service to the University. Any unused benefits are measured and accrued as the additional amount the University expects to pay as a result of the unused entitlement.

## 9. Finance leases

Leases in which the University assumes substantially all the risks and rewards of ownership of the leased asset are classified as finance leases. Leased assets acquired by way of finance lease and the corresponding lease liabilities are initially recognised at an amount equal to the lower of their fair value and the present value of the minimum lease payments at inception of the lease.

Minimum lease payments are apportioned between the finance charge and the reduction of the outstanding liability. The finance charge is allocated to each period during the lease term so as to produce a constant periodic rate of interest on the remaining balance of the liability.

## 10. Operating leases

Costs in respect of operating leases are charged on a straight-line basis over the lease term. Any lease premiums or incentives are spread over the minimum lease term.

## 11. Foreign currency

Transactions in foreign currencies are translated to the respective functional currencies of group entities at the foreign exchange rate ruling at the date of the transaction. Monetary assets and liabilities denominated in foreign currencies at the reporting date are translated to the functional currency at the foreign exchange rate ruling at that date. Foreign exchange differences arising on translation are recognised in Surplus or Deficit for the year.

The assets and liabilities of foreign operations, including goodwill and fair value adjustments arising on consolidation, are translated to the University's presentational currency, sterling, at foreign exchange rates ruling at the reporting date. The revenues and expenses of foreign operations are translated at an average rate for the year where this rate approximates to the foreign exchange rates ruling at the dates of the transactions. Exchange differences arising from this translation of foreign operations are reported as an item of Other Comprehensive Income.

## 12. Non-current assets

Non-current assets are stated at cost or deemed cost less accumulated amortisation or depreciation. Where parts of a non-current asset have different useful lives, they are accounted for as separate items.

### Intangible Assets

Intangible assets, mainly configured IT systems, are amortised over the estimated economic life up to a maximum of 10 years.

If there are indicators that the residual value or useful life of an intangible asset has changed since the most recent annual reporting period, previous estimates are reviewed and, if current expectations differ, the residual value, the amortisation method or useful life shall be amended. Changes in the expected useful life or the expected pattern of consumption of benefit are accounted for as a change in accounting estimate.

### Land and buildings

Land and buildings are capitalised at cost on initial recognition.

After initial recognition land and buildings are subsequently measured at cost/deemed cost less accumulated depreciation and accumulated impairment losses. Certain items of land and buildings that had been revalued to fair value on or prior to the date of transition to the 2015 FE HE SORP, are measured on the basis of deemed cost, being the revalued amount at the date of that revaluation.

Costs incurred in relation to land and buildings after initial purchase or construction are capitalised to the extent that they increase the expected future benefits to the University.

Freehold land is not depreciated as it is considered to have an indefinite useful life. Freehold buildings are depreciated on a straight-line basis. The economic life bands for building structure and depreciation rates applied are as follows:

Age bands	Depreciation rate
1–20 years	5%
21–36 years	3%
36–50 years	2%
Not less than 50 years	2%

Where an item of land and buildings comprise two or more major components with substantially different useful economic lives (UELs), each component is accounted for separately and depreciated over its individual UEL. Expenditure relating to subsequent replacement of components is capitalised as incurred. The economic life for the mechanical and electrical components and depreciation rates applied are as follows:

Age bands	Depreciation rate
5 years	20%
10 years	10%
15 years	7%
20 years	5%

Leasehold land is depreciated over the life of the lease up to a maximum of 50 years.

No depreciation is charged on assets in the course of construction.

Depreciation methods, useful lives and residual values are reviewed at the date of preparation of each Statement of Financial Position.

### Equipment

Expenditure on items or groups of items of equipment, furniture and software costing more than £25,000 is capitalised, and then depreciated on a straight-line basis over a 3-year period. Items or groups of items costing less than £25,000 are written off in the year of acquisition.

### Impairment

A review for impairment of property, plant, equipment and intangible assets is carried out if events or changes in circumstances indicate that the carrying amount may not be recoverable.

### Investment properties

Investment property is land and buildings held for rental income and/or capital appreciation rather than for use in delivering services.

Investment properties are initially measured at cost and subsequently at fair value at the end of each accounting date, with changes in fair value recognised immediately in the Consolidated Statement of Comprehensive Income for the year.



# 1,561

Since 2018 we have delivered regional innovation and economic growth support to SMEs on a range of live programmes, attracting £24m funding, leveraging over £18.5m private sector investment and creating **1,561 new jobs** for the region.



### 13. Stock

Stock is held at the lower of cost and net realisable value, and is measured using an average cost formula.

### 14. Cash and cash equivalents

Cash includes cash in hand, deposits repayable on demand and overdrafts. Deposits are repayable on demand if they are in practice available within 24 hours without penalty.

Cash equivalents are short-term, highly liquid investments that are readily convertible to known amounts of cash with insignificant risk of change in value.

### 15. Provisions, contingent liabilities and contingent assets

Provisions are recognised in the financial statements when:

- a. the University has a present obligation (legal or constructive) as a result of a past event;
- b. it is probable that an outflow of economic benefits will be required to settle the obligation; and
- c. a reliable estimate can be made of the amount of the obligation.

The amount recognised as a provision is determined by discounting the expected future cash flows at a pre-tax rate that reflects risks specific to the liability.

A contingent liability arises from a past event that gives the University a possible obligation which will only be confirmed by the occurrence or otherwise of uncertain future events not wholly within the control of the University. Contingent liabilities also arise in circumstances where a provision would otherwise be made but either it is not probable that an outflow of resources will be required or the amount of the obligation cannot be measured reliably.

A contingent asset arises where an event has taken place that gives the University a possible asset whose existence will only be confirmed by the occurrence or otherwise of uncertain future events not wholly within the control of the University.

Contingent assets and liabilities are not recognised in the Statement of Financial Position but are disclosed in the notes.

### 16. Taxation

Current tax, including UK corporation tax and foreign tax, is provided at amounts expected to be paid (or recovered) using the tax rates and laws that have been enacted or substantively enacted by the reporting date.

The University is an exempt charity within the meaning of Part 3 of the Charities Act 2011. It is therefore a charity within the meaning of Para 1 of schedule 6 to the Finance Act 2010 and accordingly, the University is potentially exempt

from UK Corporation Tax in respect of income or capital gains received within categories covered by section 478–488 of the Corporation Tax Act 2010 (CTA 2010) or section 256 of the Taxation of Chargeable Gains Act 1992, to the extent that such income or gains are applied to exclusively charitable purposes.

The University receives no similar exemption in respect of Value Added Tax (VAT). Irrecoverable VAT on expenditure (revenue and capital) is included in the costs of such expenditure. Any irrecoverable VAT allocated to fixed assets is included in their cost. Subsidiary companies of the University are subject to Corporation Tax and VAT in the same way as any commercial organisation.

The University's tax strategy and principle policy approach are to conduct its tax affairs aligned with its overall strategic plan, which is underpinned by leading standards of corporate governance and a risk management framework which considers reputational risk, corporate and social responsibilities.

### 17. Financial instruments

The University has elected to adopt Sections 11 and 12 of FRS 102 in respect of the recognition, measurement, and disclosure of financial instruments. Financial assets and liabilities are recognised when the University becomes party to the contractual provision of the instrument and they are classified according to the substance of the contractual arrangements entered into.

A financial asset and a financial liability are offset only when there is a legally enforceable right to set off the recognised amounts and an intention either to settle on a net basis, or to realise the asset and settle the liability simultaneously.

#### Financial assets

Basic financial assets include trade and other receivables, cash and cash equivalents, and investments in commercial paper (i.e. deposits and bonds). These assets are initially recognised at transaction price unless the arrangement constitutes a financing transaction, where the transaction is measured at the present value of the future receipts discounted at a market rate of interest. Such assets are subsequently carried at amortised cost using the effective interest rate method. Financial assets are assessed for indicators of impairment at each reporting date. If there is objective evidence of impairment, an impairment loss is recognised in the Statement of Comprehensive Income.

For financial assets carried at amortised cost the impairment loss is the difference between the carrying amount of the asset and the present value of the estimated future cash flows, discounted at the asset's original effective interest rate.

Other financial assets, including investments in equity instruments which are not subsidiaries, associates, or joint ventures are initially measured at fair value, which is typically the transaction price. These assets are subsequently carried at fair value and changes in fair value at the reporting date are recognised in the Statement of Comprehensive Income. Where the investment in equity instruments are not publicly traded and where the fair value cannot be reliably measured the assets are measured at cost less impairment.

Financial assets are de-recognised when the contractual rights to the cash flows from the asset expire or are settled or substantially all of the risks and rewards of the ownership of the asset are transferred to another party.

### Financial liabilities

Basic financial liabilities include trade and other payables, bank loans, and intra-group loans. These liabilities are initially recognised at transaction price unless the arrangement constitutes a financing transaction, where the debt instrument is measured at the present value of the future payments discounted at a market rate of interest. Debt instruments are subsequently carried at amortised cost using the effective interest rate method.

Fees paid on the establishment of loan facilities are recognised as transaction costs of the loan to the extent that it is probable that some or all of the facility will be drawn down.

Trade payables are obligations to pay for goods and services that have been acquired in the ordinary course of business from suppliers. Accounts payable are classified as current liabilities if payment is due within one year or less. If not, they are presented as non-current liabilities. Trade payables are recognised initially at transaction price and subsequently measured at amortised cost using the effective interest rate method.

Derivatives, including forward foreign exchange contracts, are not basic financial instruments. Derivatives are initially recognised at fair value on the date the derivative contract is entered into and are subsequently re-measured at their fair value at the reporting date. Changes in the fair value of derivatives are recognised in the Statement of Comprehensive Income in finance costs or finance income as appropriate, unless they are included in a hedging arrangement.

To the extent that the University enters into forward foreign exchange contracts which remain unsettled at the reporting date the fair value of the contracts is reviewed at that date. The initial fair value is measured as the transaction price on the date of inception of the contracts. Subsequent valuations are considered on the basis of the forward rates for those unsettled contracts at the reporting date.

The University does not apply hedge accounting in respect of forward foreign exchange contracts held to manage cash flow exposures of forecast transactions denominated in foreign currencies.

Financial liabilities are de-recognised when the liability is discharged, cancelled, or expires.

### 18. Reserves

Reserves are classified as restricted or unrestricted. Restricted endowment reserves include balances which, through endowment to the University, are held as a permanently restricted fund which the University must hold in perpetuity.

### 19. Critical accounting estimates and judgements

The preparation of the University's financial statements requires management to make judgements, estimates, and assumptions that affect the application of accounting policies and reported amounts of assets and liabilities, income, and expenses. These judgements, estimates, and associated assumptions are based on historical experience and other factors, including expectations of future events that are believed to be reasonable under the circumstances. The resulting accounting estimates will, by definition, seldom equal the related actual results.

Management considers the areas set out below to be those where critical accounting judgements have been applied and the resulting estimates and assumptions may lead to adjustments to the future carrying amounts of assets and liabilities:

**Income recognition** – Judgement is applied in determining the value and timing of certain income items to be recognised in the financial statements. This includes determining when performance related conditions have been met, and determining the revenues associated with partially delivered courses and training where the activities have not been fully completed at the reporting date.

**Recoverability of debtors** – The provision for doubtful debts is based on our estimate of the expected recoverability of those debts. Assumptions are made based on the level of debtors which have defaulted historically, coupled with current economic knowledge including the impact of the global pandemic. The provision is based on the current situation of the debtor, the age profile of the debt and the nature of the amount due.

**Investment property** – Properties are revalued to their fair value at the reporting date by independent property consultants. Based on assumptions and judgements which are impacted by a variety of factors including market and other economic conditions, the valuations were prepared in accordance with the Royal Institution of Chartered Surveyors (RICS) Valuation – Global Standard 2022 and the UK national supplement published on 14 January 2019 ('Red Book'), FRS 102 and the SORP for Further and Higher Education.

**Retirement benefit obligations** – The cost of defined benefit pension plans are determined using actuarial valuations. Actuarial valuation involves making assumptions about discount rates, future salary increases, mortality rates and future pension increases. Due to the complexity of the valuation, the underlying assumptions and the long-term nature of these plans, such estimates are subject to significant uncertainty. Further details are given in note 24.

Management are satisfied that Universities Superannuation Scheme meets the definition of a multi-employer scheme and has therefore recognised the discounted fair value of the contractual contributions under the funding plan in existence at the date of approving the financial statements.

As the University is contractually bound to make deficit recovery payments to USS, this is recognised as a liability on the Statement of Financial Position. The provision is

currently based on the USS deficit recovery plan agreed after the 2020 actuarial valuation, which defines the deficit payment required as a percentage of future salaries. These contributions will be reassessed within each triennial valuation of the scheme.

**Impairment of assets** – Non-current assets were reviewed to determine whether there were any indications that those assets have suffered an impairment loss as a result of the global pandemic or developing operation strategy. Approved by the Board of Governors, a number of buildings are identified on the University's Place Strategy 2030 scheduled for demolition over the next five years. Management made a decision to reduce the carrying amounts of these buildings to their estimated remaining economic values. In addition, Management have also assessed and reduced the value of systems underdevelopment. The impairment losses were recognised immediately in the Statement of Comprehensive Income.

**Access and Participation Plan** – The Access and Participation Plan identifies the level of investment that the University has and continues to invest in order to improve equality of opportunity for underrepresented groups to access, progress and succeed at UWE Bristol. The reported expenditure for the year is based on identified initiatives, and specific activities across all functions which support our students, from an attributed percentage of academic time for enhanced support, to fully dedicated student support and associated bursary and other funding schemes.

UWE Bristol's Grounds team were judged the 'Space for Nature' winner at the 2023 Bee Bold Awards.

Hosted by WECA (West of England Combined Authority).





# CONSOLIDATED AND UNIVERSITY STATEMENT OF COMPREHENSIVE INCOME YEAR ENDED 31 JULY 2023

	Note	Year ended 31 July 2023		Year ended 31 July 2022	
		Consolidated £m	University £m	Consolidated £m	University £m
<b>Income</b>					
Tuition fees and education contracts	1	281.0	281.0	281.5	281.5
Funding body grants	2	25.5	25.5	22.9	22.9
Research grants and contracts	4	16.7	16.7	17.5	17.5
Other income	5	53.9	51.9	54.8	53.0
Investment income	6	6.4	6.3	0.9	0.8
<b>Total income</b>		<b>383.5</b>	<b>381.4</b>	377.6	375.7
<b>Expenditure</b>					
Staff costs	7	(210.9)	(208.6)	(208.2)	(206.3)
Other operating expenses		(129.2)	(129.5)	(126.1)	(126.5)
Depreciation and amortisation charges	11, 12	(33.7)	(33.6)	(28.9)	(28.6)
Interest and other finance costs	8	(5.2)	(5.2)	(5.5)	(5.5)
<b>Total expenditure</b>	9	<b>(379.0)</b>	<b>(376.9)</b>	(368.7)	(366.9)
<b>Surplus before other gains</b>		<b>4.5</b>	<b>4.5</b>	8.9	8.8
(Loss)/Gain on Investment valuations	13	(0.5)	(0.5)	1.0	1.2
<b>Surplus before tax</b>		<b>4.0</b>	<b>4.0</b>	9.9	10.0
Taxation	10	-	-	-	-
<b>Surplus for the year</b>		<b>4.0</b>	<b>4.0</b>	9.9	10.0
<b>Other comprehensive income</b>					
Actuarial gains in respect of pension schemes	24	84.3	84.3	159.4	159.4
<b>Total comprehensive income for the year</b>		<b>88.3</b>	<b>88.3</b>	169.3	169.4
Represented by:					
Endowment income for the year		-	-	0.1	-
Unrestricted comprehensive income for the year		88.3	88.3	169.2	169.4
<b>Surplus for the year attributable to University</b>		<b>88.3</b>	<b>88.3</b>	169.3	169.4

All items of income and expenditure relate to continuing activities.

# CONSOLIDATED AND UNIVERSITY STATEMENT OF CHANGES IN RESERVES YEAR ENDED 31 JULY 2023

	Restricted reserves	Unrestricted reserves		Total
	Endowment and prize fund	Income and expenditure	Revaluation reserve	
<b>Consolidated</b>	£m	£m	£m	£m
<b>Balance at 1 August 2021</b>	<b>3.8</b>	<b>139.1</b>	<b>277.8</b>	<b>420.7</b>
Surplus for the year	-	9.9	-	9.9
Other comprehensive expenditure	-	159.4	-	159.4
Subsidiary investment adjustment	-	1.4	-	1.4
Transfers between revaluation and income and expenditure reserves	-	3.5	(3.5)	-
Release of endowment and prize fund spent in year	(0.1)	0.1	-	-
<b>Total comprehensive income/(expenditure) for the year</b>	<b>(0.1)</b>	<b>174.3</b>	<b>(3.5)</b>	<b>170.7</b>
<b>Balance at 1 August 2022</b>	<b>3.7</b>	<b>313.4</b>	<b>274.3</b>	<b>591.4</b>
Surplus for the year	-	4.0	-	4.0
Other comprehensive income	-	84.3	-	84.3
Transfers between reserves	(0.1)	0.1	-	-
Transfers between revaluation and income and expenditure reserves	-	16.7	(16.7)	-
Release of endowment and prize fund	-	-	-	-
<b>Total comprehensive income/(expenditure) for the year</b>	<b>(0.1)</b>	<b>105.1</b>	<b>(16.7)</b>	<b>88.3</b>
<b>Balance at 31 July 2023</b>	<b>3.6</b>	<b>418.5</b>	<b>257.6</b>	<b>679.7</b>
<b>University</b>				
<b>Balance at 1 August 2021</b>	<b>1.1</b>	<b>135.7</b>	<b>277.8</b>	<b>414.6</b>
Surplus for the year	-	10.0	-	10.0
Other comprehensive expenditure	-	159.4	-	159.4
Transfers between revaluation and income and expenditure reserves	-	3.5	(3.5)	-
Release of endowment and prize fund spent	-	-	-	-
<b>Total comprehensive income/(expenditure) for the year</b>	<b>-</b>	<b>172.9</b>	<b>(3.5)</b>	<b>169.4</b>
<b>Balance at 1 August 2022</b>	<b>1.1</b>	<b>308.6</b>	<b>274.3</b>	<b>584.0</b>
Surplus for the year	-	4.0	-	4.0
Other comprehensive income	-	84.3	-	84.3
Transfers between revaluation and income and expenditure reserves	-	16.7	(16.7)	-
Release of endowment and prize fund spent	-	-	-	-
<b>Total comprehensive income/(expenditure) for the year</b>	<b>-</b>	<b>105.0</b>	<b>(16.7)</b>	<b>88.3</b>
<b>Balance at 31 July 2023</b>	<b>1.1</b>	<b>413.6</b>	<b>257.6</b>	<b>672.3</b>

# CONSOLIDATED AND UNIVERSITY STATEMENT OF FINANCIAL POSITION

## YEAR ENDED 31 JULY 2023

	Note	As at 31 July 2023		As at 31 July 2022	
		Consolidated £m	University £m	Consolidated £m	University £m
<b>Non-current assets</b>					
Intangible assets	11	6.6	6.6	7.1	7.1
Tangible assets	12	671.1	667.6	620.8	617.2
Investments	13	6.7	4.2	26.2	23.7
		<b>684.4</b>	<b>678.4</b>	654.1	648.0
<b>Current assets</b>					
Stock		0.6	0.5	1.0	0.9
Trade and other receivables	14	32.1	31.9	30.7	30.6
Investments	15	55.7	55.7	128.3	128.3
Cash and cash equivalents		147.1	145.7	82.6	81.2
		<b>235.5</b>	<b>233.8</b>	242.6	241.0
Less:					
Creditors: amounts falling due within one year	16	(126.6)	(126.3)	(109.3)	(109.0)
<b>Net current assets</b>		<b>108.9</b>	<b>107.5</b>	133.3	132.0
<b>Total assets less current liabilities</b>		<b>793.3</b>	<b>785.9</b>	787.4	780.0
Creditors: amounts falling due after more than one year	17	(73.8)	(73.8)	(80.6)	(80.6)
<b>Provision for liabilities and charges</b>					
Other provisions	20	(5.2)	(5.2)	(4.9)	(4.9)
Pension liability	24	(34.6)	(34.6)	(110.5)	(110.5)
<b>Total net assets</b>		<b>679.7</b>	<b>672.3</b>	591.4	584.0
<b>Restricted reserves</b>					
Endowment and prize fund		3.6	1.1	3.7	1.1
<b>Unrestricted reserves</b>					
Income and expenditure reserve		418.5	413.6	313.4	308.6
Revaluation reserve		257.6	257.6	274.3	274.3
		676.1	671.2	587.7	582.9
<b>Total reserves</b>		<b>679.7</b>	<b>672.3</b>	591.4	584.0

The financial statements were approved by the Governing Body on 28 November 2023 and were signed on its behalf on that date by:



**Professor Sir Steve West**  
Vice-Chancellor



**Richard Bacon**  
Chair of Board of Governors



# CONSOLIDATED STATEMENT OF CASH FLOWS

## YEAR ENDED 31 JULY 2023

	Year ended 31 July 2023	Year ended 31 July 2022
Note	£m	£m
<b>Cash flow from operating activities</b>		
Surplus for the year before tax	4.0	9.9
<b>Adjustment for non-cash items</b>		
Depreciation and impairment charges	12	32.8
Amortisation of intangible asset	11	0.9
(Loss)/gain on investments	13	0.5
Loss on reclassification of tangible assets/investments	13	3.0
(Increase)/decrease in stocks		0.4
Increase in debtors	14	(1.4)
Increase in creditors	16	17.3
Increase in pension provision	20	0.3
FRS 102 pension accounting charge	24	8.4
Subsidiary investment adjustment		-
		1.4
<b>Adjustment for investing or financing activities</b>		
Investment income	6	(6.4)
Interest payable	8	1.5
Endowment income		-
Capital grant income	2,5	(5.1)
<b>Cash flows from operating activities</b>	<b>56.2</b>	71.2
Taxation		-
<b>Net cash inflow from operating activities</b>	<b>56.2</b>	71.2
<b>Cash flows from investing activities</b>		
Capital grant receipts	2,5	5.1
Withdrawal of deposits	15	72.6
Payments made to acquire fixed assets	12	(67.1)
Payments made to acquire intangible assets	11	(0.4)
Investment income	6	6.4
		0.9
	<b>16.6</b>	(26.9)
<b>Cash flows from financing activities</b>		
Repayments of amounts borrowed	19	(6.8)
Endowment cash received		-
Interest paid	8	(1.5)
	<b>(8.3)</b>	(8.4)
<b>Increase in cash and cash equivalents in the year</b>	<b>64.5</b>	35.9
<b>Cash and cash equivalents at beginning of the year</b>	<b>82.6</b>	46.7
<b>Cash and cash equivalents at end of the year</b>	<b>147.1</b>	82.6
	<b>64.5</b>	35.9

# NOTES TO THE FINANCIAL STATEMENTS

	Year ended 31 July 2023		Year ended 31 July 2022	
	Consolidated £m	University £m	Consolidated £m	University £m
<b>1 Tuition fees and education contracts</b>				
Full-time home and EU students	177.0	177.0	179.4	179.4
Full-time international students	75.7	75.7	70.5	70.5
Part-time students	20.5	20.5	20.3	20.3
Health education contracts	-	-	0.8	0.8
Short courses	7.8	7.8	10.5	10.5
	<b>281.0</b>	<b>281.0</b>	281.5	281.5
<b>2 Funding body grants</b>				
Office for Students	14.4	14.4	13.5	13.5
Grant income from other bodies	9.8	9.8	8.9	8.9
Capital grant	1.3	1.3	0.5	0.5
	<b>25.5</b>	<b>25.5</b>	22.9	22.9
<b>3 Details of grant and fee income</b>				
Grant income from Office for Students	14.8	14.8	13.5	13.5
Grant income from other bodies	10.7	10.7	9.4	9.4
Fee income for taught awards	259.7	259.7	259.1	259.1
Fee income for research awards	1.7	1.7	1.7	1.7
Fee income from non-qualifying courses	7.8	7.8	10.5	10.5
Degree Apprenticeship income	11.8	11.8	10.2	10.2
	<b>306.5</b>	<b>306.5</b>	304.4	304.4
<b>4 Research Grants and Contracts</b>				
Research councils	5.2	5.2	4.9	4.9
Research charities	0.9	0.9	1.1	1.1
Government (UK and overseas)	1.0	1.0	1.3	1.3
Other research grants and contracts	9.6	9.6	10.2	10.2
	<b>16.7</b>	<b>16.7</b>	17.5	17.5
<b>5 Other income</b>				
Residences, catering and conferences	25.3	25.3	22.1	22.1
Other services rendered	2.9	2.3	2.7	2.2
Franchise income	7.3	7.3	5.8	5.8
Commercial rent	4.4	4.4	3.6	3.6
Other grants	0.7	-	0.7	-
Other capital grants	3.8	3.8	-	-
Other income	9.5	8.8	19.9	19.3
	<b>53.9</b>	<b>51.9</b>	54.8	53.0
<b>6 Investment income</b>				
Interest receivable	<b>6.4</b>	<b>6.3</b>	0.9	0.8

## NOTES TO THE FINANCIAL STATEMENTS

	Year ended 31 July 2023		Year ended 31 July 2022	
	Consolidated	University	Consolidated	University
	£m	£m	£m	£m
<b>7 Staff costs</b>				
Salaries	158.7	156.5	146.0	144.1
Social security costs	15.6	15.6	14.1	14.1
Employers' pension costs	31.6	31.5	28.3	28.3
FRS 102 Charge	5.0	5.0	19.8	19.8
	<b>210.9</b>	<b>208.6</b>	208.2	206.3

	2022/23	2021/22
	£	£
<b>Emoluments of the Vice-Chancellor</b>		
Salary	283,356	272,379
Benefits	886	762
Employers' pension costs	31,520	22,699
	<b>315,762</b>	295,840

The Vice-Chancellor's basic salary is 7.9 times (2021–22: 7.9 times) the median pay of staff, where the median pay is calculated on a full-time equivalent basis for salaries paid to staff.

On a total remuneration basis (including performance bonus and benefits in kind), the multiple is 8.7 times (2021–22: 8.8 times) the total remuneration of staff, where the median total remuneration is calculated on a full-time equivalent basis for all staff.

<b>Average staff numbers (fte) by major category</b>	2022/23	2021/22
Academic faculties	1,820	1,740
Staff and student facilities and academic services	837	792
Central admin services and premises	946	904
	<b>3,603</b>	3,436

<b>Remuneration of higher paid staff</b>	2022/23	2021/22
	Numbers	Numbers
£100,000 to £104,999	1	6
£105,000 to £109,999	7	4
£110,000 to £114,999	2	-
£115,000 to £119,999	-	2
£120,000 to £124,999	3	-
£125,000 to £129,999	-	1
£135,000 to £139,999	-	4
£140,000 to £144,999	4	-
£145,000 to £149,999	-	1
£155,000 to £159,999	1	-
£160,000 to £164,999	-	1
£170,000 to £174,999	1	-
£270,000 to £274,999	-	1
£285,000 to £289,999	1	-
	<b>20</b>	20

# NOTES TO THE FINANCIAL STATEMENTS

## 7 Staff costs (continued)

### Key management personnel

Key management personnel are those persons having authority and responsibility for planning, directing and controlling the activities of the University. This is comprised of the Vice Chancellors Executive, who are the Vice-Chancellor, Deputy Vice-Chancellor, Pro Vice-Chancellors, Chief Financial Officer, Chief Information Officer, Chief People Officer and the three Pro Vice-Chancellors and Heads of College. Remuneration paid to key management personnel and included in staff costs are:

	<b>Numbers</b>	<b>2022/23</b>	2021/22
		<b>£</b>	£
Remuneration paid to key management personnel	<b>11</b> (2022: 11)	<b>1,449,610</b>	1,572,565
Compensation for loss of office (to staff earning over £100,000)	<b>2</b> (2022: 0)	<b>179,914</b>	0
Compensation for loss of office (to all staff)	<b>45</b> (2022: 61)	<b>463,779</b>	518,044

### Expenses paid to trustees

Members of the Board of Governors, the trustees of the University do not receive any remuneration for their service on the Board. Those trustees who are also employees of the University receive no supplementary payment for trusteeship. Trustees are entitled to claim reasonable expenses incurred in undertaking their duties as trustees in accordance with the University's financial regulations. During the year, a total of £2,312 (2021–22: £2,690) was paid to or on behalf of 8 trustees (2021–22: 7). This covered travel expenses and fees for training and development events.

### Trade Union Facility Time

As required by the Trade Union (Facility time Publication Requirements) Regulations 2017, the following information details the paid facilities time given to our trade union representatives in the period 2022–23. During the year 0.13% of the pay bill was spent on facility time (2021–22: 0.14%) with 0.25% of these hours related to national union duties (2021–22: 0.25%).

The number of employees in 2022–23 who were relevant union officials was 46 (2021–22: 48) with an FTE of 43.5 (2021–22: 43.8)

### Percentage of time spent on facility time

#### Percentage of time    Number of employees

0%	6
1-50%	39
51-99%	1
100%	0

## NOTES TO THE FINANCIAL STATEMENTS

	Year ended 31 July 2023		Year ended 31 July 2022	
	Consolidated	University	Consolidated	University
	£m	£m	£m	£m
<b>8 Interest and other finance costs</b>				
Loan interest	1.5	1.5	1.6	1.6
Net finance charge on pension scheme deficit	3.7	3.7	3.9	3.9
	<b>5.2</b>	<b>5.2</b>	5.5	5.5
<b>9 Analysis of total expenditure by activity</b>				
Academic and related expenditure	195.6	197.6	182.9	184.6
Administration and central services	76.5	75.5	95.4	94.6
Premises	59.5	59.4	45.2	45.0
Residences, catering and conferences	23.2	23.2	19.1	19.1
Research grants and contracts	12.0	12.0	13.0	13.0
Other expenses	12.2	9.2	13.1	10.6
	<b>379.0</b>	<b>376.9</b>	368.7	366.9

Other operating expenses include:	Year ended	Year ended
	31 July 2023	31 July 2022
Consolidated and University	£000	£000
External auditors-audit services	143	101
External auditors-company secretarial and tax advisory purposes	-	5
Internal auditors	183	181
Operating lease rentals	966	885

### Access and Participation

The University is committed to working in the local region to ensure that all can benefit from higher education. More than half of the University's students meet at least one of the widening participation indicators. The University takes a whole university approach to addressing barriers the students may face, and annually invest significant resources in doing so. Within the operating expenses during the year, the following were attributable to the University's Access and Participation Plan:

	Year ended	Year ended
	31 July 2023	31 July 2022
	£m	£m
Access investment	7.8	7.0
Financial support	3.9	4.3
Disability support	3.0	2.8
Research and evaluation	0.9	0.8
	<b>15.6</b>	14.9

These costs included £6.0m (year ended 31 July 2022: £5.9m) which are already included in the overall staff costs figures included in the financial statements, see Note 7.

The University's Access and Participation Plan is published on the University website and can be found at [uwe.ac.uk/about/values-vision-strategy/strategy-2030/strategy-documents](http://uwe.ac.uk/about/values-vision-strategy/strategy-2030/strategy-documents)

## NOTES TO THE FINANCIAL STATEMENTS

	Year ended 31 July 2023		Year ended 31 July 2022	
	Consolidated £m	University £m	Consolidated £m	University £m
<b>10 Taxation</b>				
<b>Recognised in the statement of comprehensive income</b>				
<b>Current tax expense</b>	-	-	-	-
<b>Factors affecting the tax charge</b>				
The tax assessed for the year is lower than the standard rate of corporation tax in the UK. The difference is explained below:				
<b>Surplus before taxation</b>	<b>4.0</b>	<b>4.0</b>	9.9	10.0
UK corporation tax at 19%	0.8	0.8	1.9	1.9
<b>Effect of:</b>				
Surplus falling within charitable exemption	(0.8)	(0.8)	(1.9)	(1.9)
<b>Total tax expense</b>	<b>-</b>	<b>-</b>	-	-
<b>11 Intangible assets</b>				
<b>Balance at 1 August 2022</b>	7.1	7.1	11.6	11.6
Additions	0.4	0.4	2.5	2.5
Amortisation charge for the year	(0.9)	(0.9)	(1.0)	(1.0)
Impairments	-	-	(6.0)	(6.0)
<b>Balance at 31 July 2023</b>	<b>6.6</b>	<b>6.6</b>	7.1	7.1

Intangible assets include the development of HR and student systems.

## NOTES TO THE FINANCIAL STATEMENTS

12 Tangible assets	Freehold land and buildings £m	Equipment £m	Assets in the course of construction £m	Total £m
<b>Consolidated</b>				
<b>Cost or valuation</b>				
At 1 August 2022	706.6	37.4	18.1	762.1
Additions	3.1	3.9	60.1	67.1
Transfers	1.3	-	(1.3)	-
Transfers to investments	15.5	-	-	15.5
Elimination/Disposals and adjustments	(0.3)	(0.7)	-	(1.0)
<b>At 31 July 2023</b>	<b>726.2</b>	<b>40.6</b>	<b>76.9</b>	<b>843.7</b>
<b>Depreciation</b>				
At 1 August 2022	109.7	31.6	-	141.3
Charge for the year	16.5	4.1	-	20.6
Impairments	12.2	-	-	12.2
Transfers to investments	(0.5)	-	-	(0.5)
Elimination/Disposals and adjustments	(0.3)	(0.7)	-	(1.0)
<b>At 31 July 2023</b>	<b>137.6</b>	<b>35.0</b>	<b>-</b>	<b>172.6</b>
<b>Net book value</b>				
<b>At 31 July 2023</b>	<b>588.6</b>	<b>5.6</b>	<b>76.9</b>	<b>671.1</b>
At 31 July 2022	596.9	5.8	18.1	620.8
<b>University</b>				
<b>Cost or valuation</b>				
At 1 August 2022	698.5	37.2	18.2	753.9
Additions	3.1	4.0	60.0	67.1
Transfers	1.3	-	(1.3)	-
Transfers to investments	15.5	-	-	15.5
Elimination/Disposals and adjustments	3.5	(0.7)	-	2.8
<b>At 31 July 2023</b>	<b>721.9</b>	<b>40.5</b>	<b>76.9</b>	<b>839.3</b>
<b>Depreciation</b>				
At 1 August 2022	105.3	31.4	-	136.7
Charge for the year	16.3	4.2	-	20.5
Impairments	12.2	-	-	12.2
Transfers to investments	(0.5)	-	-	(0.5)
Elimination/Disposals and adjustments	3.5	(0.7)	-	2.8
<b>At 31 July 2023</b>	<b>136.8</b>	<b>34.9</b>	<b>-</b>	<b>171.7</b>
<b>Net book value</b>				
<b>At 31 July 2023</b>	<b>585.1</b>	<b>5.6</b>	<b>76.9</b>	<b>667.6</b>
At 31 July 2022	593.2	5.8	18.2	617.2

The University's Elimination/Disposal and adjustment line includes a £3.7m adjustment relating to transfer of a subsidiary asset to the university in 2021–22 as well as £0.3m disposal. The historic cost of property and equipment held at the year end was £586.1m (2022: £485.3m). Freehold land and buildings includes land at valuation of £20.8m, and is not depreciated.

# NOTES TO THE FINANCIAL STATEMENTS

## 13 Non-current investments

	Investment in Subsidiaries £m	Other Investments £m	Total £m
<b>Consolidated</b>			
At 1 August 2022	-	26.2	26.2
Impairment of investment	-	(3.0)	(3.0)
Reclassification on tangible assets/investments	-	(16.0)	(16.0)
Loss on valuation	-	(0.5)	(0.5)
<b>At 31 July 2023</b>	<b>-</b>	<b>6.7</b>	<b>6.7</b>

### University

At 1 August 2022	-	23.7	23.7
Impairment of investment	-	(3.0)	(3.0)
Reclassification on tangible assets/investments	-	(16.0)	(16.0)
Loss on valuation	-	(0.5)	(0.5)
<b>At 31 July 2023</b>	<b>-</b>	<b>4.2</b>	<b>4.2</b>

### Subsidiary undertakings and other controlling interest

Company	Principal Activity	Area	Status
<u>Registered in England and Wales:</u>			
Bristol Polytechnic Enterprises (BPE) Limited	Property management	UK	100% owned
Bristol UWE Commercial Services Limited	Commercial services	UK	100% owned
Arnolfini Gallery C.I.O	Contemporary art gallery	UK	Controlling interest
Arnolfini Trading Limited	Bookshop, catering and conference	UK	Controlling interest
Bush House Building Services Limited	Property management	UK	Dissolved
<u>Registered in Malaysia:</u>			
UWE International Educational Services Sdn Bhd	Recruitment of Students and Education Services	Asia-Pacific	100% owned



## NOTES TO THE FINANCIAL STATEMENTS

	Year ended 31 July 2023		Year ended 31 July 2022	
	Consolidated £m	University £m	Consolidated £m	University £m
<b>14 Trade and other receivables</b>				
Amounts falling due within one year				
Debtors	25.3	25.1	22.7	22.6
Prepayments and accrued income	6.8	6.8	8.0	8.0
	<b>32.1</b>	<b>31.9</b>	30.7	30.6
<b>15 Investments</b>				
Short term timed deposits (maturing within one year)	<b>55.7</b>	<b>55.7</b>	128.3	128.3
<b>16 Creditors: amounts falling due within one year</b>				
Bank and other loans	6.8	6.8	6.8	6.8
Social security and other taxation payable	4.1	4.1	4.2	4.2
Trade creditors	11.5	11.5	5.0	5.0
Other creditors	4.7	4.4	3.8	3.5
Receipts in advance	51.1	51.1	42.9	42.9
Accruals and deferred income	48.4	48.4	46.6	46.6
	<b>126.6</b>	<b>126.3</b>	109.3	109.0
<b>17 Creditors: amounts falling due after more than one year</b>				
Unsecured loans	<b>73.8</b>	<b>73.8</b>	80.6	80.6
<b>18 Loans</b>				
Analysis of unsecured loans:				
<b>Due within one year (Note 16)</b>	<b>6.8</b>	<b>6.8</b>	6.8	6.8
Due between one and two years	13.6	13.6	13.6	13.6
Due between two and five years	20.4	20.4	20.4	20.4
Due in five years or more	39.8	39.8	46.6	46.6
<b>Due after more than one year (Note 17)</b>	<b>73.8</b>	<b>73.8</b>	80.6	80.6
<b>Total unsecured loans</b>	<b>80.6</b>	<b>80.6</b>	87.4	87.4

In 2009, the University contracted a long-term bank loan, with Lloyds Bank, of £95m on a repayment basis. The loan carries an all-in interest rate of 1.807% and is repayable by March 2034.

In 2015 the University entered into a loan agreement with the European Investment Bank (EIB) for £60m on a repayment basis over 20 years. The loan carries an all-in fixed interest rate of 1.677% and is repayable by September 2036.

## NOTES TO THE FINANCIAL STATEMENTS

	<b>Year ended 31 July 2023</b>	Year ended 31 July 2022
	<b>£m</b>	£m
<b>19 Consolidated reconciliation of net cash/(debt)</b>		
<b>Net debt at 1 August</b>	(4.8)	(47.5)
Movement in cash and cash equivalents	64.5	35.9
Repayments of amounts borrowed	6.8	6.8
<b>Net cash/(debt) at 31 July</b>	<b>66.5</b>	(4.8)
<b>Change in net cash/(debt)</b>	<b>71.3</b>	42.7
<b>Analysis of net cash/(debt)</b>		
<b>Cash and cash equivalents</b>	147.1	82.6
Loans falling due within one year	(6.8)	(6.8)
Loans falling due after one year	(73.8)	(80.6)
<b>Net cash/(debt)</b>	<b>66.5</b>	(4.8)
<b>Statement of Financial Position – Net cash/(debt)</b>		
Net cash/(debt)	66.5	(4.8)
Investments (short term deposits)	55.7	128.3
<b>Net cash</b>	<b>122.2</b>	123.5

## 20 Other provisions

	<b>Obligation to fund deficit on USS Pension</b>
	<b>£m</b>
<b>Consolidated and University</b>	
<b>At 1 August 2022</b>	4.9
Movement in the year	0.3
<b>At 31 July 2023</b>	<b>5.2</b>

The obligation to fund the past deficit on the USS arises from the contractual obligation with the USS to fund deficit payments in accordance with the deficit recovery plan. In calculating this provision, management have estimated future staff levels within the USS scheme for the duration of the contractual obligation and salary inflation. Key assumptions are set out below and further information is provided in Note 24.

Following the completion of the 2020 actuarial valuation, a new deficit recovery plan has been agreed of which more detail is given in Note 24. This new plan requires deficit payments of 6.2% of salaries from 1 April 2022 to 31 March 2024 and then payments of 6.3% of salaries from 1 April 2024.

The major assumptions used to calculate the obligation are:

	<b>31 July 2023</b>	31 July 2022
<b>Consolidated and University</b>		
Discount rate	5.52%	3.31%
Salary Inflation	5.00%	4.00%

## NOTES TO THE FINANCIAL STATEMENTS

	31 July 2023		31 July 2022	
	Consolidated £m	University £m	Consolidated £m	University £m
<b>21 Capital and other commitments</b>				
Provision has not been made for the following capital commitments:				
<b>Commitments contracted by the University</b>	<b>37.4</b>	<b>37.4</b>	73.1	73.1

### 22 Contingent liabilities

The University is a member of Universities Mutual Association Ltd (UMAL). UMAL is a discretionary Mutual Association owned by its further and higher education institution members. It was formed to provide an alternative to traditional insurance in respect of the layer of claims which historically occur frequently. By self-managing the pool created by retaining funds in respect of such claims, the members gain control of costs and pricing, the cover provided, underwriting and claims data. Traditional insurance is purchased in the general insurance market by UMAL for catastrophe claims. UMAL offers all classes of material damage, business interruption and liability covers, together with accident and travel cover.

The University is a member of the sector owned mutual UM Association (Special Risks) Ltd (UMSR) which historically provided discretionary indemnities for terrorism risks. It remains a legal entity with a Board dealing with non-cover issues, and to hold, manage and release UMSR reserves in the event of claims for this specific class of cover which has been transferred to UMAL.

23 Lease obligations	31 July 2023	31 July 2022
	£m	£m
<b>Future minimum lease payments due:</b>		
Not later than 1 year	0.8	0.7
Later than 1 year and not later than 5 years	1.7	2.0
Later than 5 years	1.2	1.5
<b>Total lease payments due</b>	<b>3.7</b>	<b>4.2</b>

## NOTES TO THE FINANCIAL STATEMENTS

### 24 Pension schemes

Retirement benefits for employees of the University are provided in the main by defined benefit schemes which are funded by contributions from both the University and employees. Payments are made to the Teachers' Pension Scheme (TPS) for academic staff, the Avon Pension Fund for non-academic staff and the Universities Superannuation scheme (USS). All three schemes are independently administered.

In addition, the University introduced a defined contribution scheme, UWE Retirement and Savings Plan (UWERSP) for staff who have opted out of the main University schemes.

	2022/23	2021/22
<b>Statement of comprehensive income – net pension cost in year</b>		
Contributions for the year:	<b>£m</b>	£m
Teachers' Pension Scheme	17.1	15.5
Avon Pension Fund	13.2	11.8
USS	1.0	0.9
UWERSP	0.2	0.1
	<b>31.5</b>	28.3
FRS 102 Pension movements:		
Avon Pension Fund	8.4	20.4
USS	0.3	3.2
	<b>40.2</b>	51.9
<b>Other comprehensive income – actuarial gains in respect of pension schemes</b>		
Avon Pension Fund	<b>84.3</b>	159.4
<b>Statement of Financial Position – Pension scheme liability</b>		
Avon Pension Fund	(34.6)	(110.5)
USS	(5.2)	(4.9)
	<b>(39.8)</b>	(115.4)

#### (a) Teachers' Pension Scheme (TPS)

TPS is a government unfunded scheme and therefore no valuation of the fund's assets are published nor attributed to individual University. Contributions paid by the University to TPS of 23.68%, are assessed and specified at least once every 5 years by the Government Actuary. It is expected this rate will increase substantially following the Valuation 2020, which will payable from 2024. Contribution rates for members ranged from 7.4% to 11.7% depending on the staff's full-time equivalent pay.

#### (b) Avon Pension Fund (APF)

APF is a Local Government Pension Scheme. It is a funded defined benefit scheme, with the assets held in separate trustee funds by the administering authority, Bath & North East Somerset Council which is legally responsible for the fund. The council delegates its responsibility for administering the fund to the APF Committee, which is its formal decision making body.

The total cash contribution made for the year ended 31 July 2023 was £13.2m of which employers' contribution totalled £8.6m and employee's contribution totalled £4.6m. Included in the employer's contribution, is the deficit recovery payment made by the University of £2.1m (2022: £2.0m).

APF is valued every three years by a professionally qualified actuary using the projected unit method. The rates of contribution payable were determined by the members of APF Committee on the advice of the actuary. The latest actuarial valuation was at 31 March 2022. At the valuation date, the value of assets was £5,822m and the value of the fund's technical provision was £6,020m resulting in a deficit of £198m. The assets therefore were sufficient to cover 97% of the benefits which had accrued to members after allowing for expected future earnings. This result was an improvement over the previous actuarial valuation in 2019 of £258m deficit and 95% respectively.

It was determined by the actuary that the deficit of the University in the scheme as at 31 March 2022 was £26.0m (2019: £25.9m). Following the valuation, the University agreed with the actuary to adjust the deficit recovery payment plan established at the 2010 valuation which aim to remove the shortfall attributable to members by 2033. The adjusted deficit recovery payments, was £2.1m in 2022–23.

## NOTES TO THE FINANCIAL STATEMENTS

### 24 Pension schemes (continued)

As a result of the 31 March 2022 valuation, the University's contribution rates to future service have been agreed at 17.6% with effective from 1 April 2023 (was 16.1%).

The rates of contribution for staff are banded from 5.5% to 12.5% depending on an individual's full-time pay.

The next triennial valuation of the APF will be as at 31 March 2025.

APF has been accounted for within these financial statements in accordance with the provisions of FRS 102.

The financial assumptions used to calculate the scheme liabilities are as follow:

	<b>31 July 2023</b>	31 July 2022
	<b>% pa</b>	% pa
Price inflation (CPI)	2.7	2.7
Rate of increase in salaries	4.2	4.2
Rate of increase of pensions	2.8	2.8
Discount rate	5.1	3.5

The most significant non-financial assumption is the assumed level of longevity. The table below shows the life expectancy assumptions used in the accounting assessments based on the life expectancy of male and female members at age 65.

	<b>31 July 2023</b>	31 July 2022
	<b>Years</b>	Years
Retiring today at age 65; male (female)	22.0 (24.0)	23.1 (25.3)
Retiring in 20 years at age 65; male (female)	23.2 (25.7)	24.6 (27.3)

### Scheme assets and expected rate of return for APF

The assets in the scheme were:

	Fair value as at		
	<b>31 July 2023</b>	31 July 2022	31 July 2021
	<b>£m</b>	£m	£m
Equities	114.7	149.4	145.9
Government bonds	71.0	35.8	33.1
Corporate bonds	30.4	26.4	27.7
Property	21.7	26.4	21.5
Cash	3.5	1.1	6.1
Other	108.5	122.6	107.3
<b>Total</b>	<b>349.8</b>	361.7	341.6

### Analysis of the amount shown in Balance Sheet for APF:

Scheme assets	349.8	361.7	341.6
Scheme liabilities	(384.4)	(467.7)	(591.1)
Prepayment of Employers contributions	-	(4.5)	-
<b>Deficit in the scheme – net pension liability</b>	<b>(34.6)</b>	(110.5)	(249.5)

## NOTES TO THE FINANCIAL STATEMENTS

<b>24 Pension schemes (continued)</b>	<b>At 31 July 2023 £m</b>	At 31 July 2022 £m
<b>Amount recorded within other comprehensive income:</b>		
Current service cost	(17.6)	(27.8)
Curtailments	-	(0.2)
<b>Total operating charge:</b>	<b>(17.6)</b>	<b>(28.0)</b>
<b>Analysis of the amount charged to interest and other finance costs:</b>		
Interest on pension liabilities	16.3	9.4
Interest on plan assets	(12.7)	(5.6)
<b>Net finance charge</b>	<b>3.6</b>	<b>3.8</b>
<b>Cumulative actuarial Gains recognised as other comprehensive income</b>		
Cumulative actuarial Gains recognised at the end of the year	<b>117.5</b>	33.2
<b>Deficit at beginning of year</b>	<b>(110.5)</b>	<b>(249.5)</b>
Contributions or benefits paid by the University	13.2	11.8
Current service cost	(17.6)	(27.8)
Curtailments or settlements	-	(0.2)
Administration expenses and other finance charge	(4.0)	(4.2)
Gains recognised in other comprehensive income	84.3	159.4
<b>Deficit at end of year</b>	<b>(34.6)</b>	<b>(110.5)</b>
<b>Analysis of movement in the present value of Scheme liabilities</b>		
<b>Present value of Scheme liabilities at the start of the year</b>	467.7	591.1
Current service cost (net of member contributions)	17.6	27.8
Interest on pension liabilities	16.3	9.4
Actual member contributions (including notional contributions)	4.5	4.1
Actuarial Gain	(112.5)	(157.1)
Curtailments	-	0.2
Actual benefit payments	(9.2)	(7.8)
<b>Present value of Scheme liabilities at the end of the year</b>	<b>384.4</b>	467.7
<b>Analysis of movement in the fair value of Scheme assets</b>		
<b>Fair value of Scheme assets at the start of the year</b>	361.7	341.6
Interest on plan assets	12.7	5.6
Remeasurements/(assets)	(28.2)	2.3
Administration expenses	(0.3)	(0.4)
Actual contributions paid by University	8.6	11.8
Prepayment of contributions paid by the University for next year	-	4.5
Actual member contributions (including notional contributions)	4.5	4.1
Actual benefit payments	(9.2)	(7.8)
<b>Fair value of Scheme assets at the end of the year</b>	<b>349.8</b>	361.7
<b>Actual return on Scheme assets</b>	<b>(17.2)</b>	7.9

## NOTES TO THE FINANCIAL STATEMENTS

### 24 Pension schemes (continued)

History of experience gains and losses	31 July 2023	31 July 2022	31 July 2021	31 July 2020	31 July 2019
<b>Difference between actual and expected return on Scheme assets:</b>					
Amount (£m)	(28.2)	2.3	40.0	(12.2)	11.0
Percentage of Scheme assets	-8.1%	0.6%	11.7%	-4.2%	3.8%
<b>Experience losses/(gains) on Scheme liabilities:</b>					
Amount (£m)	39.2	33.3	(9.6)	18.7	-
% of liabilities at end of year	10.2%	7.1%	-1.6%	3.4%	-

#### (c) Universities Superannuation Scheme (USS)

Because of the mutual nature of the scheme, the assets are not attributed to individual institutions and a scheme-wide contribution rate is set. The University is therefore exposed to actuarial risks associated with other institutions' employees and is unable to identify its share of the underlying assets and liabilities of the scheme on a consistent and reasonable basis. As required by Section 28 of FRS 102 "Employee Benefits", the University therefore accounts for the scheme as if it were a wholly defined contribution scheme. As a result, the amount charged to the Consolidated Statement of Comprehensive Income represents the contributions payable to the scheme. Since the University has entered into an agreement (the Recovery Plan) that determines how each employer within the scheme will fund the overall deficit, the University recognises a liability for the contributions payable that arise from the agreement (to the extent that they relate to the deficit) with related expenses being recognised through the Consolidated Statement of Comprehensive Income.

The total cost charged to the Consolidated Statement of Comprehensive Income is £0.3m (2021–22: £0.9m), excluding the impact of the change in the deficit recovery plan, as shown in Note 20. There was an accrual as at 31 July 2023 in respect of these contributions of £0.1m (2021–22: £0.1m), which was fully paid in August 2023.

Deficit recovery contributions due within one year for the University are £0.3m (2021–22: £0.3m).

The latest available complete actuarial valuation of the Retirement Income Builder section of the Scheme is at 31 March 2020 ("the valuation date"), which was carried out using the projected unit method.

Since the USS Actuary cannot identify the University's share of Retirement Income Builder (defined benefit) assets and liabilities, the following disclosures reflect those relevant for those assets and liabilities as a whole.

The 2020 valuation was performed under the scheme-specific funding regime introduced by the Pensions Act 2004, which requires schemes to adopt a statutory funding objective, which is to have sufficient and appropriate assets to cover their technical provisions. At the valuation date, the value of the assets of the scheme was £66.5 billion and the value of the scheme's technical provisions was £80.6 billion indicating a shortfall of £14.1 billion and a funding ratio of 83%.

As at 31 March 2023, USS has 223,229 (2022: 212,306) active members.

Further disclosure on USS valuation methodology is not made in these financial statements as there are only a small number of 82 (2022: 90) University employees in the scheme.

#### (d) UWE Retirement and Savings Plan (UWESRP)

In November 2021, the University introduced UWESRP, a defined contribution scheme for staff who have opted out of their main pension schemes. UWESRP has a non-contributory element for members and the University increases the contribution as members elect to contribute more to the scheme.

In addition UWESRP members have a lump sum Death in Service benefit of 3 times basic salary.

UWESRP is managed by Smart Pension Limited. On 31 July 2023, there are a total of 32 members.

## NOTES TO THE FINANCIAL STATEMENTS

### 25 Related party transactions

Due to the nature of the University's operations and the composition of the Board of Governors (being primarily drawn from local public and private sector organisations), it is inevitable that transactions will take place with organisations in which a member of the Board of Governors may have an interest. All transactions involving organisations in which a member of the Board of Governors may have an interest are conducted at arm's length and in accordance with the University's financial regulations and normal procurement procedures.

The exemption under FRS 102 33.1A for transactions with subsidiaries has been taken.

These financial statements reflect the following transactions over £5k with related parties, which were undertaken on arms' length basis and under normal commercial terms.

Name of organisation	Nature of interest	Detail	(Income)/ Expenditure £000	Debtor/ (Creditor) £000
<b>Approvals and Accreditation Board, College of Radiographers</b>	UWE Bristol Governor is a Board Member	Student training fees	8	-
<b>Avon &amp; Wiltshire NHS Mental Health Partnership</b>	Pro Vice-Chancellor and Executive Dean is a Non-Executive Director	Placement costs/ Course fees	(68)	-
<b>Bath Spa University</b>	UWE Bristol Governor is an Associate	Research Partnership	388	-
<b>Bristol Cathedral Choral Foundation</b>	UWE Bristol Governor is a Chairman	Trainee costs	8	-
<b>Bristol Diocesan Board of Finance</b>	UWE Bristol Governor is a Vice Chair	Contribution to Chaplaincy Service	10	-
<b>Bristol Zoo</b>	UWE Bristol Governor is a Trustee	Payments relating to Academic year – Wildlife Conservation	751	-
<b>Cabot Learning Federation</b>	Pro Vice-Chancellor and Executive Dean is a Chair Pro Vice-Chancellor and Executive Dean is a Trustee	Student Placement Costs, Inspire Sustainability Project Partnership	13	-
<b>Cardiff University</b>	UWE Bristol Governor is a Honorary Senior Professional Fellow	Partnership involvement	8	-
<b>City of Bristol College</b>	UWE Bristol Governor is a Member of Corporation Board	Collaborative partnership teaching fees, provision of courses. Franchise income	565	12
<b>Council of Deans of Health</b>	UWE Bristol Governor is an Appointed Trustee	Annual membership subscription	11	-
<b>Design West</b>	Pro Vice-Chancellor and Head of College is a Trustee	Partnership fees, room hire	29	-



## NOTES TO THE FINANCIAL STATEMENTS

### 25 Related party transactions (continued)

Name of organisation	Nature of interest	Detail	(Income)/ Expenditure £000	Debtor/ (Creditor) £000
<b>Local Government Pension Scheme - Avon Pension Fund</b>	Chief Financial Officer is a Committee Member	Special Responsibility Allowance income	(10)	0
<b>North Bristol NHS Trust, Bristol</b>	UWE Bristol Governor is an Executive Coach	Provision Online courses, Vaccination Centre	(1,177)	(110)
<b>Royal Aeronautical Society</b>	UWE Bristol Governor is a Chair  UWE Bristol Governor is a Fellow	Apprenticeship assessment fees	19	0
<b>Stepping Up</b>	UWE Bristol Governor is a Board Member	Sponsorship fees for development programme	10	0
<b>The Students' Union at UWE</b>	UWE Bristol Governor is a Chair  UWE Bristol Governor is a President  UWE Bristol Governor is a Trustee  UWE Bristol Governor is a Company Director	Maintenance, equipment and space hire income	1,901	(5)
<b>Universities UK</b>	UWE Bristol Governor is President	Annual subscription fee, project pay costs	41	0
<b>University Alliance</b>	UWE Bristol Governor is a Director	Annual subscription fee	48	0
<b>University Hospitals Bristol NHS Foundation Trust</b>	UWE Bristol Governor is a Non-Executive Director	Occupational health services and research project funding	(264)	(41)
<b>Wallscourt Foundation</b>	UWE Bristol Governor is a Director and Trustee	Provision of grants and donations, lease rental payments	412	0
<b>West of England Academic Health Science Network (WEAHSN)</b>	UWE Bristol Governor is a Chair	Administrative staff costs	(22)	0
<b>Weston College</b>	Pro Vice-Chancellor (Student Experience) is a Governor	Collaborative partnership costs	(212)	194

## NOTES TO THE FINANCIAL STATEMENTS

### 26 Financial responsibility US Supplemental Schedule

In satisfaction of its obligations to facilitate students' access to US federal financial aid, the University is required, by the US Department of Education, to present the following Supplemental Schedule in a prescribed format.

The amounts presented within the schedule have been:

- Prepared under the historical cost convention, subject to the revaluation of certain fixed assets;
- Prepared using United Kingdom generally accepted accounting practice, in accordance with Financial Reporting Standard 102 (FRS 102) and the Statement of Recommended Practice: Accounting for Further and Higher Education (2019 edition);
- Presented in pounds sterling.

The schedule sets out how each amount disclosed has been extracted from the financial statements. As set out above, the accounting policies used in determining the amounts disclosed are not intended to and do not comply with the requirements of accounting principles generally accepted in the United States of America.

Primary Reserve Ratio			Year ended 31 July 2023	Year ended 31 July 2023	Year ended 31 July 2022	Year ended 31 July 2022
Statement/ Note	Line item/related disclosure	Expendable net assets	£m	£m	£m	£m
SOFP	Statement of financial position – Unrestricted reserves	Net assets without donor restrictions		676.1		587.7
SOFP	Statement of financial position – Restricted reserves	Net assets with donor restrictions		3.6		3.7
n/a	Not applicable	Secured and Unsecured related party receivable	-		-	
n/a	Not applicable	Unsecured related party receivable		-		-
12	Fixed assets (Consolidated total net book value)	PPE, net (includes Construction in progress)	671.1		620.8	
n/a	Schedule analysing PPE and long-term debt for long term purposes (see page 68)	PPE - pre-implementation		522.0		537.4
n/a	Schedule analysing PPE and long-term debt for long term purposes (see page 68)	PPE - post-implementation with outstanding debt for original purchase		-		-
n/a	Schedule analysing PPE and long-term debt for long term purposes (see page 68)	PPE - post-implementation without outstanding debt for original purchase		72.2		65.3

## NOTES TO THE FINANCIAL STATEMENTS

Statement/ Note	Line item/related disclosure	Expendable net assets	Year ended	Year ended	Year ended	Year ended
			31 July 2023	31 July 2023	31 July 2022	31 July 2022
			£m	£m	£m	£m
12	Fixed assets (Consolidated asset under construction net book value)	Construction in progress		76.9		18.1
n/a	Not applicable	Lease right-of-use asset, net	-		-	
n/a	Not applicable	Lease right-of-use asset pre-implementation		-		-
n/a	Not applicable	Lease right-of-use asset post-implementation		-		-
11	Intangible assets	Intangible assets		6.6		7.1
20, 24	Other provisions (obligation to fund deficit on USS pension plus Avon Pension fund (obligation to fund Avon Pension Fund deficit))	Post-employment and pension liabilities		39.8		115.4
18	Loans	Long-term debt – for long term purposes	80.6		87.4	
n/a	Schedule analysing PPE and long-term debt for long term purposes (see page 68)	Long-term debt – for long term purposes pre-implementation		80.6		87.4
n/a	Schedule analysing PPE and long-term debt for long term purposes (see page 68)	Long-term debt – for long term purposes post-implementation		-		-
n/a	Not applicable	Line of credit for construction in process		-		-
n/a	Not applicable	Lease right-of-use asset liability	-		-	
n/a	Not applicable	Pre-implementation right-of- use leases		-		-
n/a	Not applicable	Post-implementation right-of- use leases		-		-
n/a	Not applicable	Annuities with donor restrictions		-		-
n/a	Not applicable	Term endowments with donor restrictions		-		-
n/a	Not applicable	Life income funds with donor restrictions		-		-
SOPF	Statement of financial position – Restricted reserves	Net assets with donor restrictions: restricted in perpetuity		3.6		3.7

## NOTES TO THE FINANCIAL STATEMENTS

Statement/ Note	Line item/related disclosure	Total expenses and losses	Year ended 31 July 2023	Year ended 31 July 2023	Year ended 31 July 2022	Year ended 31 July 2022
			£m	£m	£m	£m
SOCIE	Statement of comprehensive income and expenditure: Total expenditure less gain on pension provision, less Endowment reserves (Expenditure)	Total expenses without donor restrictions - taken directly from Statement of Activities		379.0		368.7
SOCIE	Statement of comprehensive income and expenditure: Investment income plus gain on investments	Non-operating and Net investment gains		6.4		1.9
SOCIE	Statement of comprehensive income and expenditure: Investment income plus gain on investments	Net investment gains		6.4		1.9
n/a	Not applicable	Pension-related changes other than net periodic costs		-		-

### Equity Ratio

Statement/ Note	Line item/related disclosure	Modified net assets	Year ended 31 July 2023	Year ended 31 July 2023	Year ended 31 July 2022	Year ended 31 July 2022
			£m	£m	£m	£m
SOFP	Statement of financial position – Unrestricted reserves	Net assets without donor restrictions		676.1		587.7
SOFP	Statement of financial position – Restricted reserves	Net assets with donor restrictions		3.6		3.7
11	Intangible assets	Intangible assets		6.6		7.1
n/a	Not applicable	Secured and Unsecured related party receivable	-		-	
n/a	Not applicable	Unsecured related party receivable		-		-

## NOTES TO THE FINANCIAL STATEMENTS

### Equity Ratio

			Year ended 31 July 2023	Year ended 31 July 2023	Year ended 31 July 2022	Year ended 31 July 2022
Statement/ Note	Line item/related disclosure	Modified assets	£m	£m	£m	£m
SOFP	Statement of financial position: total of non-current assets plus total of current assets	Total assets		919.9		896.7
n/a	Not applicable	Lease right-of-use asset pre-implementation	-		-	
n/a	Not applicable	Pre-implementation right-of-use leases	-		-	
11	Intangible assets	Intangible assets		6.6		7.1
n/a	Not applicable	Secured and Unsecured related party receivable		-		
n/a	Not applicable	Unsecured related party receivable	-		-	


### Net Income Ratio

			Year ended 31 July 2023	Year ended 31 July 2023	Year ended 31 July 2022	Year ended 31 July 2022
Statement/ Note	Line item/related disclosure		£m	£m	£m	£m
SOCIE	Statement of comprehensive income and expenditure: Unrestricted comprehensive income for the year	Change in net assets without donor restrictions		88.3		169.2
SOCIE	Statement of comprehensive income and expenditure: Total income plus non-operating and net investment gains less net endowment income (restricted reserves). These totals exclude gains on any pension provisions.	Total revenue and gains		383.5		378.5

## NOTES TO THE FINANCIAL STATEMENTS

	<b>Year ended 31 July 2023 £m</b>	Year ended 31 July 2022 £m
<b>Schedule analysing property, plant and equipment and long-term debt for long term purposes</b>		
Property, plant and equipment – pre-implementation	522.0	537.4
Property, plant and equipment – post-implementation with outstanding debt for original purchase	-	-
Property, plant and equipment – post-implementation without outstanding debt for original purchase	72.2	65.3
Construction in process	76.9	18.1
<b>Property, plant and equipment, net (includes construction in progress)</b>	<b>671.1</b>	<b>620.8</b>
Long-term debt for long term purposes – pre-implementation	80.6	87.4
Long-term debt for long term purposes – post-implementation	-	-
<b>Long-term debt – for long term purposes</b>	<b>80.6</b>	<b>87.4</b>

The implementation date for determining pre-/post-implementation amounts for property, plant and equipment, net and long-term debt – for long term purposes is 31 July 2019.



**University of the West of England (UWE Bristol)**  
Frenchay Campus  
Coldharbour Lane  
Bristol BS16 1QY  
UK

[uwe.ac.uk](http://uwe.ac.uk)